





MECHANICS ALLEY



Cover the right side of the face, and we see a Titan caught in the act, defying anyone to stop him, the bulging left eye staring wildly at some unseen witness to his savagery, his piratical coarseness heightened by the sharp vertical lines of the eyebrow, crossed like the stitches of a scar. Cover his left eye, and we are confronted by a being in pain, the dark pupil gazing down in horror at his own uncontrolled murderousness, the eyebrow curved upwards like an inverted question mark, as if he were asking, "Why am I compelled to do this?" (2001, np)


I

VIEWS OF THE ALLEY


Trapezoidal block bounded by Madison St. on the south, Market St. on the west, Henry St. on the north, Mechanics Alley / Manhattan Bridge on the east.




The same block in 90° CCW rotation. Notice the structure on the roof of the NW building and the shape of the SE building that mirrors the shape of the block.



View on the roof structure from Manhattan Bridge.




View of Mechanics Alley. Notice the pattern on the east wall.




A year ago, five people
told five people,
who told five more people...

Views of Mechanics Alley in the nighttime.



Southern direction.



Northern direction.


Rooftop access sequence. '1' denotes entry point, '6' - destination.



Satellite view with legend.

(a)

(ref opposes its intended direction //




3D representation.



Liquids at the entry point (1).


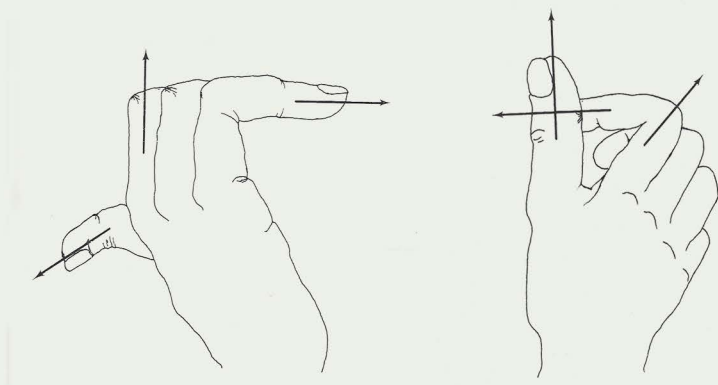
Image in the window at the entry point (1) with enhancement.



Entry point access sequence for **Roof 1**.



Grip techniques applied.

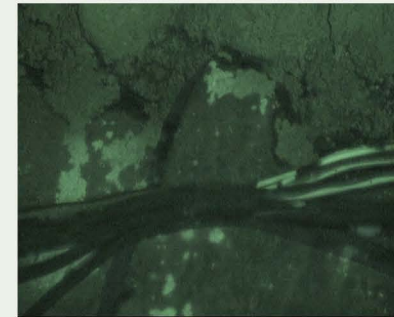




II

ROOF 1




Objects discovered in proper arrangement on Roof 1.



Visible geometry of east facing window (Building 5).











Rapid accumulation of construction materials.

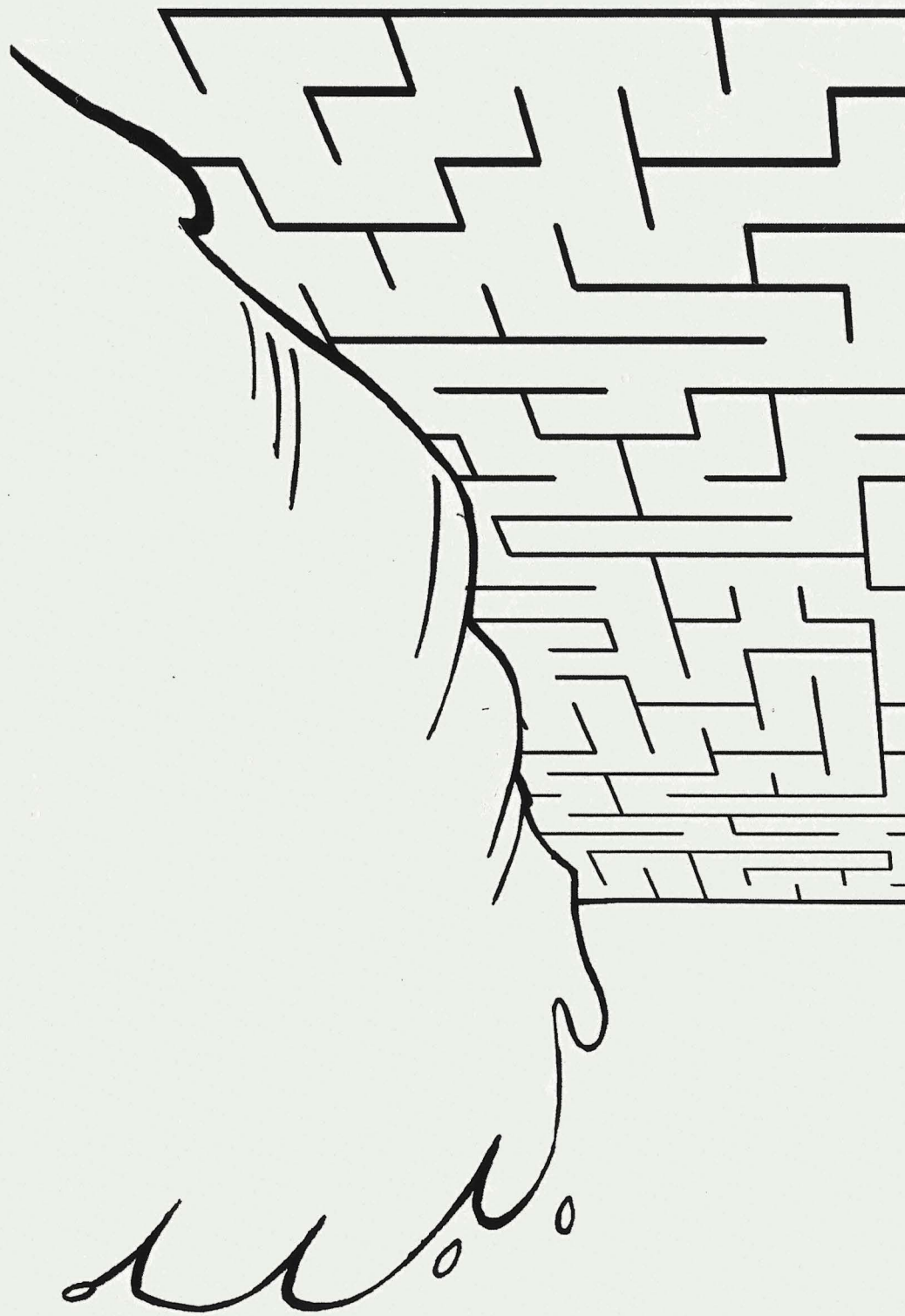


Optical phenomenon observed.




The Kioko Hunter and His Dog Idol

In an account of an ethnographic expedition to the Tchihoko region of northeastern Angola, it is mentioned that at night, after a successful elephant hunt, an elder Kioko hunter faced the constellation Orion holding his dog idol (*muta*) and praised the idol by speaking towards Orion (Redinha 1953a: 21). The hunter then threw towards Orion a handful of glowing cinders from his fire. This account suggests again that one of the components of the Orion constellation is a dog; indeed, these Kioko people also identify the dog idol with the belt of Orion (Redinha 1953a: 22). The act of throwing glowing cinders may have been in praise of one of the red components of Orion – either the bright red star Betelgeuse or the prominent reddish nebula below the three stars of the belt – that is also part of the hunting myth.



Flex-Cement is an all-weather repair for cracks and holes in roofing. It's the best treatment in new construction. The product is enhanced with a special fiber for extra strength. It's the best of cement. Use it in the construction of roofs, walls, and floors as a heavy duty repair.

...and use of surface. The use of using a tree with a lot of grass. It is highly also, is the material to an even of the "1.5" thick, two or three feet in diameter with a second level of movement pipes, and the rest between 50% and 100% of the total area.



A close-up photograph of a white, textured surface, possibly a book cover or endpaper. The surface is decorated with large, stylized, black-outlined letters. A large 'A' is visible in the upper right, and a large 'E' is visible in the lower right. The letters are composed of thick black lines. The background is a light, off-white color with a subtle texture.

7 OF 42

me. Eye,
an room
product
WILL

LIMPIEZA: Limpie las herramientas y los
ATENCIÓN: MANINO O I ETAL AL
ALCANCE DE LOS NIÑOS

por el...
 dando...
 VOC...
 REG. LACION...
 ASFALTO...
 ALCOHOL...
 DE...
 BEN...
 PATENTE...

GARANTIA
resultados
perforo de

MADE IN THE USA

product to give
ation, for a period
manufacture by
if not for me







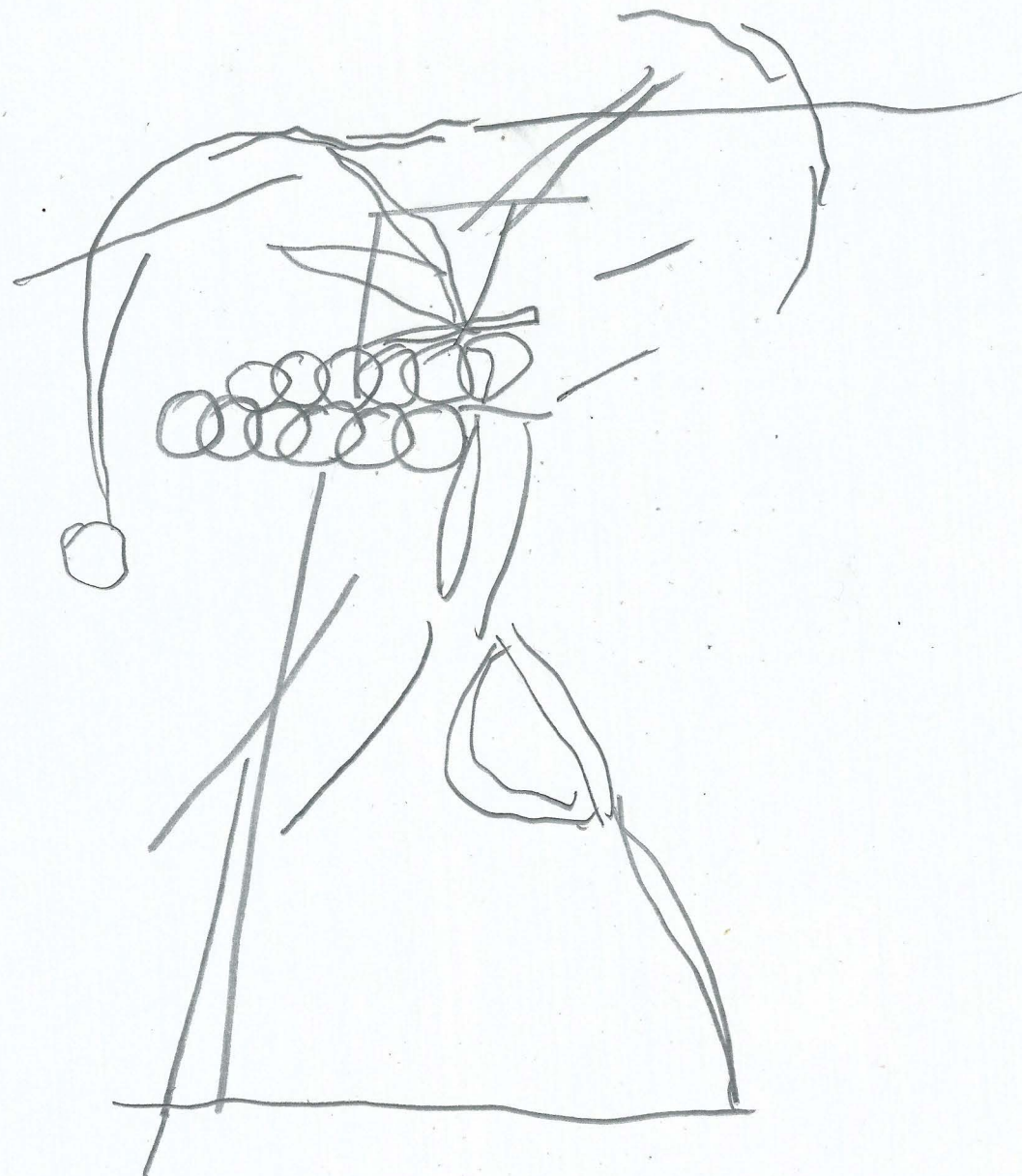

May there be great
REJOICING
in your loved one's
HOMEGOING.

III

DRAWINGS 1




Drawings That Belong to Roof One

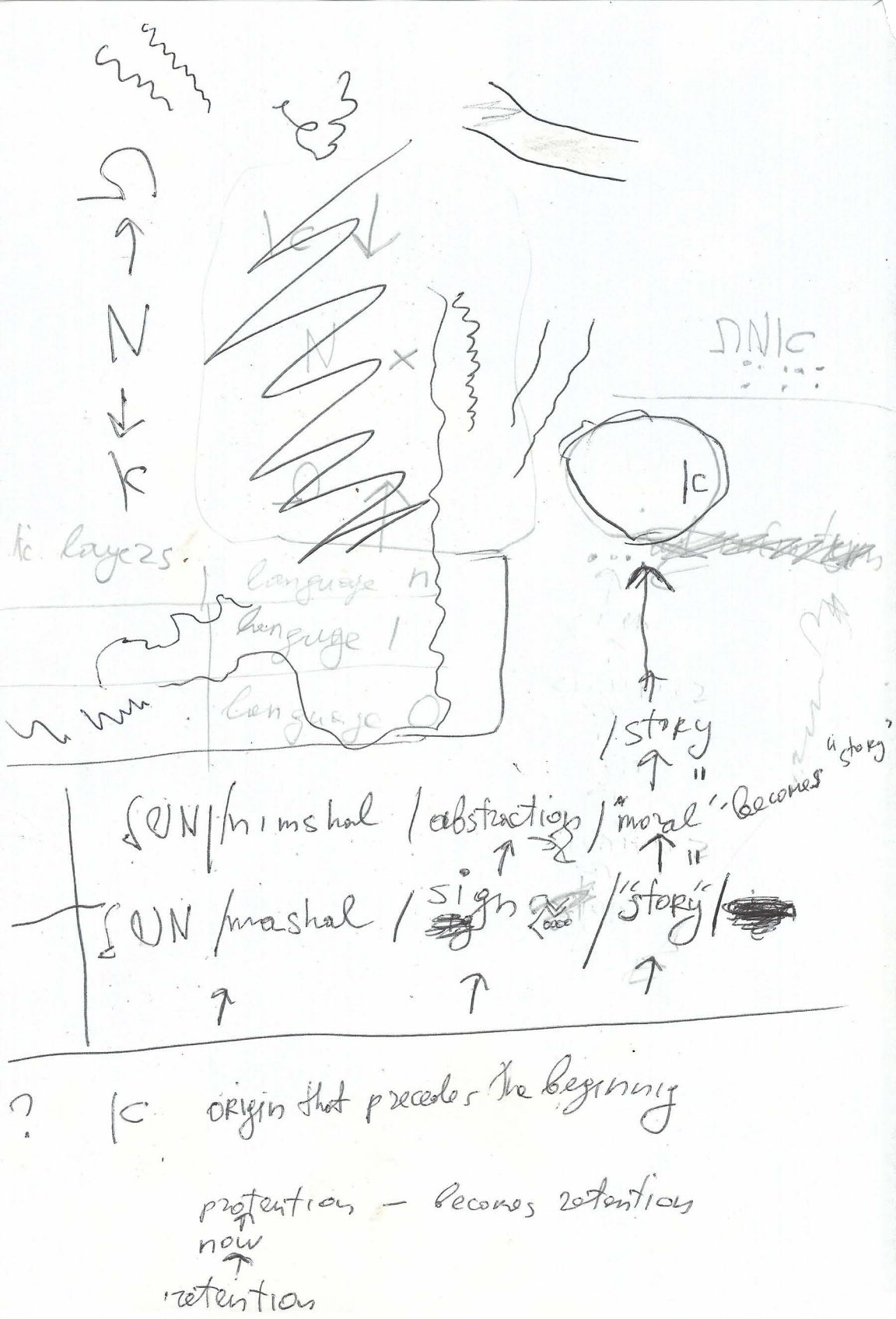




$$6x + 7y = 150$$

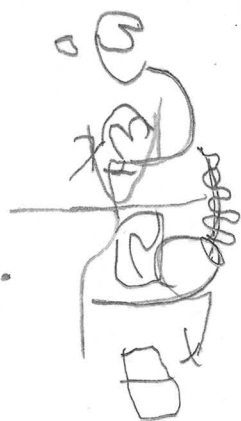
10 15 10

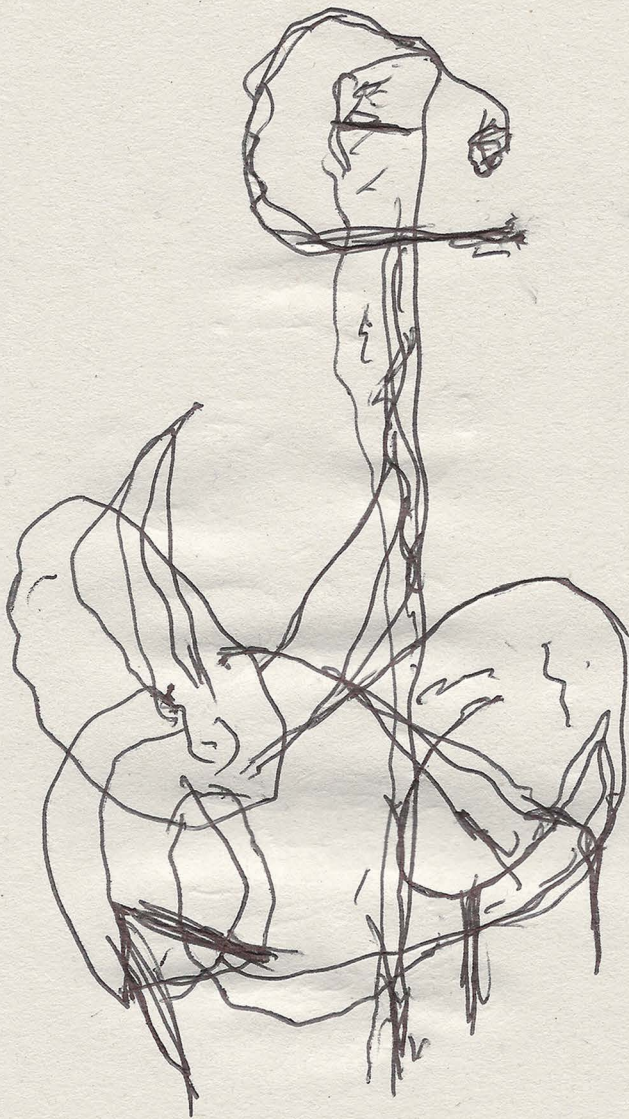

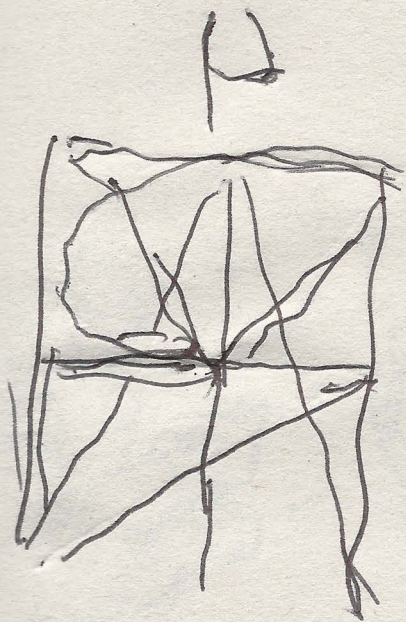
35











Имя

Телефон


ancient history. about.


war/library/bl/

bl_historiclit-2-4.

html? terms =

mythology &
allusion





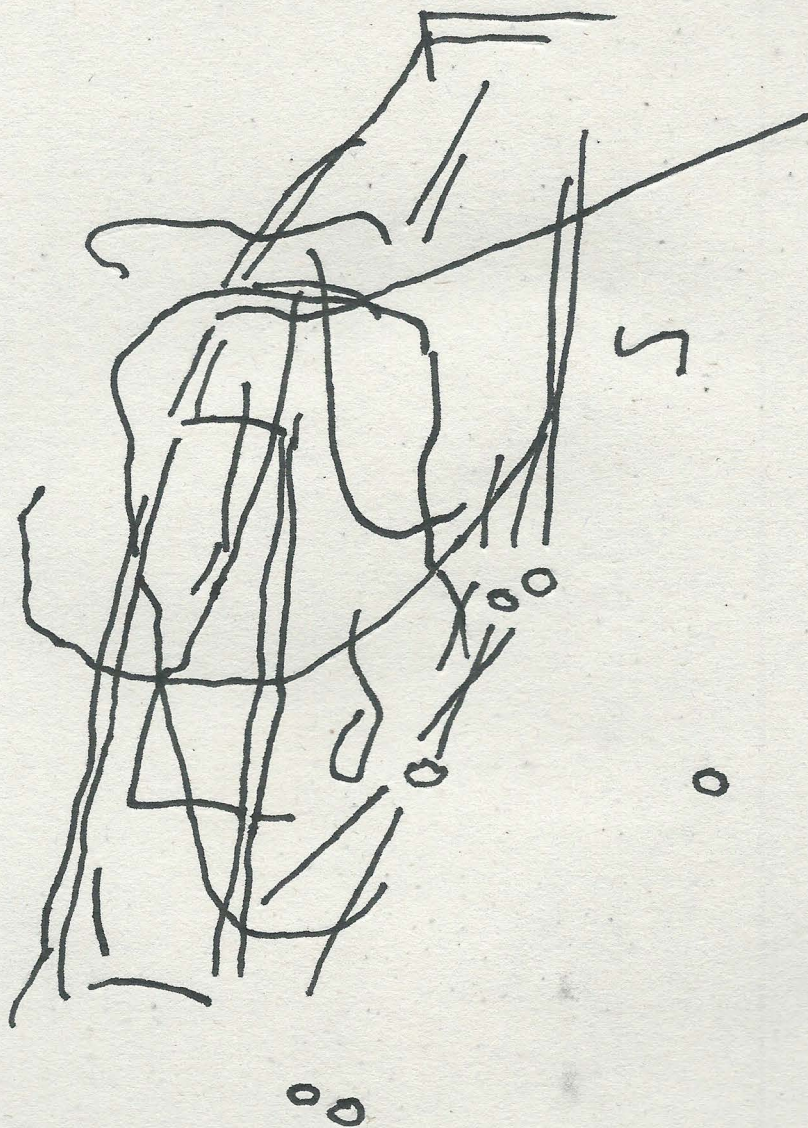
Имя

Телефон

Name

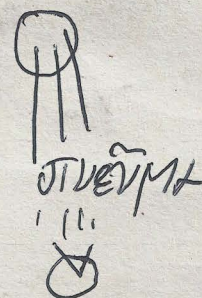
Phone





- Mitraeum in Ponza - Fresco
- " The Intention of Biographical Nar-
ration on Mythic Cult Images
- Stephen Zwirn


? [Θυροκτοχον στροφοειδους] ?
Homer



- 1 encounter
- 2 threat
- 3 vision
- 4 gates
- 5 encounter
- 6 encounter
- 7 encounter




kentritis herb



IV

ROOFS 2 AND 3



as
easy
as

8



— 1
— 2
— 3




Roof 2 is elevated in relation to Roofs 1 and 3 and also gets under a focus of floodlights that beam from the base of Manhattan Bridge, so it needs to be traversed *as fast as possible*.



A PEEK INSIDE:

CONGRATULATIONS





Views of Roof 3 with entry legend.



Graffito at the hole.



View through the hole.




You never know
what you'll find.

100%
S



V MENTIONS



Sewer and the Seed

There are without doubt within the limits of this city many localities which can be improved in point of healthfulness, and it is the duty of the proper authorities to find them out and apply the proper corrective. We have such in our mind's eye at this moment, but we prefer that they should be designated and marked by the powers that be. Even in the comparatively clean and healthful city of Philadelphia various localities are named which should present more favorable characteristics. In a late daily of that city it is stated that on Seventh street, west side of the way, immediately above Walnut, there had been for several days a pool of stagnant water and filth many yards in length, the stench from which was unbearable; and this too was in one of the most traveled and business-like quarters of the city. Again on South Washington Square, below Seventh, an alley used as an outlet by the residents on the square fronting on Spruce street, is spoken of as sending forth both day and night the most unpleasant odors. In Nashville there was a particular spot known as the Wilson Spring neighborhood which was said to be the hotbed for all epidemics which reached Nashville, and in New York the journals say that a second edition of the same sort of thing can be found in Donovan's lane and Mechanics' alley. The attention of the Boards of Health in Philadelphia and New York is directed to the respective spots mentioned, and the proper admonitions given. Let the same watchfulness be exhibited in this and the other cities of the Pacific Coast.

FIRE IN A NEST OF TAILORS.

One Jumps and Breaks His Leg—A Boy Rescued by Fireman Welsh.

A fire in Mechanic's alley at 7:30 last night gave a fireman a chance to save a life at the risk of his own, sent a score or more of people flying for their lives, and for a little while kept firemen and policemen unusually busy.

Mechanic's alley is ten feet wide, and runs from Monroe street to Cherry, through the block between Pike street and Market. It is full of stables, but just back of 76 Monroe street, separated from that house by perhaps twenty feet, is a low four-story brick building, the lower part of which was used for a rag shop and the three lofts for tailors' shops. Samuel, Isaac, and Harris Goldstein, brothers, who live at 76 Monroe street, each occupied one of these floors. The rooms were filled with sewing machines, and about forty men and women usually worked there. A narrow stairway led to the lofts, and a fire escape ran down the front.

On other nights the shops shut at 6 o'clock, but on Thursdays the men stay later so as to go early on Friday and prepare for the Sabbath. The men were all at work last night when the rag shop got afire. The stairs were out off before the workmen knew of their danger. Most got out by the fire escapes, but half a dozen were driven to the roof. They were yelling for help when the firemen came, and in the alley were the others, also yelling. Flames were all through the building and leaping across the alley. Firemen were there, with hose and ladders. Policemen were rushing fifty horses out of William Barrett's stable, opposite the fire. Samuel Milwitz, one of the tailors caught on the third floor, jumped into the midst of this turmoil. He escaped with a broken arm and cut head.

The others on the roof were taken down by a ladder from the top of the stable, and then a long ladder was run up from the alley. Fireman Welsh of Truck 6 was the first man up. In the top loft he saw some one, and jumped right into the window through the flames. In a moment he came out carrying a twelve-year-old boy, Samuel Flagg of 168 Monroe street, who had come to the place with his father's supper. Welsh handed the boy over to Fireman Higgins, who took him to a drug store to have burns on his head dressed. The fire was confined to the brick building.

A DANGEROUS BUILDING.

THE LIVES OF SCHOOL CHILDREN DAILY
IMPERILLED.

AN UNSAFE AND BULGING WALL PROPPED UP
BY BEAMS—THE STRUCTURE ON THE SITE
OF ONE WHICH COLLAPSED IN 1894
WITH FATAL RESULTS.

People passing through Monroe-st. yesterday paused with apprehension, excited by a new danger appearing in the building No. 74, erected on the site of the structure which collapsed on October 10, 1894, crushing a dozen victims to death. The danger present now is a bulge in the south wall of the newly erected building, leaning toward Primary School No. 30, only thirty feet away, which 1,100 children attend daily.

The leaning structure was first observed to be defective during a high storm last winter, when the wind caused the building to rock and created a panic among the scores of inmates. They rushed into the street, and when it was seen that the south wall had bulged no one cared to venture back. The Building Department sent an inspector at once to look over the premises. He reported that the building was unsafe and in danger of falling. As an immediate safeguard orders were issued to place supports against the leaning wall to prevent, in a measure, any collapse before the defect could be repaired. That was done several months ago. No work of repairing the building has been in evidence since. Yesterday the bulging wall, pressing upon the beams leaning against it, showed no sign of having been touched for repair, while next door more than 1,000 boys and girls are attending school.

An indication of how dangerous the situation is lies in the fact that since the propping of the building the operations in the sweatshops which occupied it have ceased entirely, and no employes have been allowed in it. The ground floor, however, is used by P. Aronowitz, whose sign advertises that he is a "manufacturer of architectural iron works, fire-escapes, doors, shutters, vault lights, railings, etc." His family lives on the fourth floor, where the south wall begins to bend outward. These are the only occupants of the structure.

The building is of brick, seven stories high, with the name "L. Aronowitz," the owner, displayed at the top. The structure rises above the small dwelling houses at its side, presenting a lonely height to wind and storm. How much of a resistance it offers to the elements may be judged from what was said yesterday by neighbors, who declared that the building had been seen to tremble and almost sway in wind storms, and only recently was noticed to rock so much that it was feared it might fall at any moment.

The structure extends back a considerable distance along Mechanics' Alley, over which its double row of fire escapes hang from the leaning wall. What protection these fire escapes, attached to defective masonry, would afford in case of fire was not apparent yesterday to the spectators, who shook their heads at sight of the rickety building.

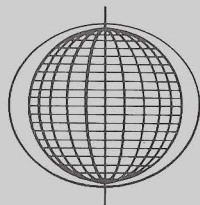
From Cherry-st., looking up Mechanics' Alley, at the rear of the building, the appearance of the structure is startling. The view shows the bulge extending from the fourth story to the top. The bricks used in the construction of the rear wall appear to have seen other service. Some are crumbling. There are gaps where the cement has fallen away.

Between this menace and the school building is the small, vacant space in which the beams rest that are placed against the leaning building. The vacant little lot, shut from the street by a rough, high fence, is advertised by a small sign as "For sale by C. Wolinsky." It was into this lot, once occupied by a dwelling-house, that the collapsed building crashed down in the night two years ago and killed the sleeping inmates.

FEAR IN THE SCHOOLHOUSE.

Next door, in the school, William McLaughlin, janitor, was seen yesterday by a Tribune reporter. It was McLaughlin, who, with his sisters, brought out blankets on the night of the disaster, and wrapped the bleeding and maimed forms of the sufferers. He looked up at the wooden beams holding back the bulging mass of masonry, and said grimly: "How many little lives that would carry with it if it fell, carrying the wall of the school, with nothing to stand in its way!"

When the wind rocked No. 74, and the occupants were panic-stricken, the pupils in the school were terrified. Miss Raywood, the principal, prevented a panic, and marched the pupils from the school. For two days no child was allowed to attend, while the orders of the Building Department to erect supports for the falling wall were executed. Then the pupils were permitted to return to school. In time of storm now, when another high wind comes to complete the break across the alley, the wooden beams appear as the only protection for the children.



SCARE AT ANOTHER SCHOOL.

Children Hear That the Building Is to Be
Blown Up—Many Stay Away.

The "Black Hand" scare reached the pupils of Public School 130, at Market and Monroe streets, yesterday, and caused about one hundred of them to stay away from the afternoon session. Shortly after 1 o'clock a number of Jewish women gathered about the Mechanic alley entrance to the school, and, with many gestures, demanded their children. They'd heard that the building was to be blown up.

Half a dozen mothers stuck it out until they obtained possession of their children, and took them home.

The Jewish children when they were home at dinner had heard that there was an "extra" out saying that the schoolhouse was to be destroyed, and as the Jews form the majority of the 400 pupils the result was a general fright.

Pupils who remained in the building during the afternoon studied their lessons in fear, and many of the girls were in tears.

No one seemed to be able to trace the rumor. Some think that pupils themselves started it, hoping to get a holiday.

...and dog & pack of pa



The transformations were frightening at Tompkins Square Park Saturday, with dogs morphing from four-legged friends to two-legged Donald Trumps (it's just the angle) and Spidey, not to mention, the getups from "Back to the Future" and "Batman." Above, kids got in on the costumed character act at Coney's Halloween parade.



Marathon is... Bullet



**She dreamed
she couldn't
hit the brakes.**

I J D U M W W D K I W V T H Z
H S G A L L H A I G Z R J T J
U T R J E P S V L R U B P A Q
L Q U A M H I I L S P Q E I N
O H O O E X E D T E H T G L W
L O R D Y L D R R A I O W O S
G N I L S Y A E O M A S Y G I
Z R B H A Z V F S F R O A H M
Q A U E N I T S I L I H P U S
E E T E L T S J X W O P B A L
O P M E W O M L J I P Y K X Z
N S D S T O N E S R H O Z D Q
Q U R H W U A I X H T X D Z V
G S T E O T A Q O Y A Z W F T
K Z Y P D H W X J H Z C H L B



HIS GOING FORTH
IS FROM THE END OF HEAVEN

THIS SPACE FOR WRITING MESSAGES

AND HIS CIRCVIT
UNTO THE ENDS OF IT
AND THERE IS NOTHING HID
FROM THE HEAT

Published by Bluestone Lane BLUESTONELANENY.COM

COFFEE SHOP

BLUESTONE LANE



THIS SPACE FOR ADDRESS ONLY

THAT OF


PLACE
STAMP HERE
DOMESTIC
FOREIGN



HAL FOSTER'S

Prince Valiant

BY SCHULTZ AND YEATES



KAREN, MURSHID, GURVAN AND THE BRIGAND NUMAIR CONTEMPLATE, WITH HORRIBLE FASCINATION, THE SKELETAL FORM OF THE SLAIN OUTRIDER HAS WITHERED INTO THOSE BEDOUIN RAIDERS WHO DID NOT WITNESS THE TRANSFORMATION ARE ALREADY BUSY RANSACKING THE CARAVAN.

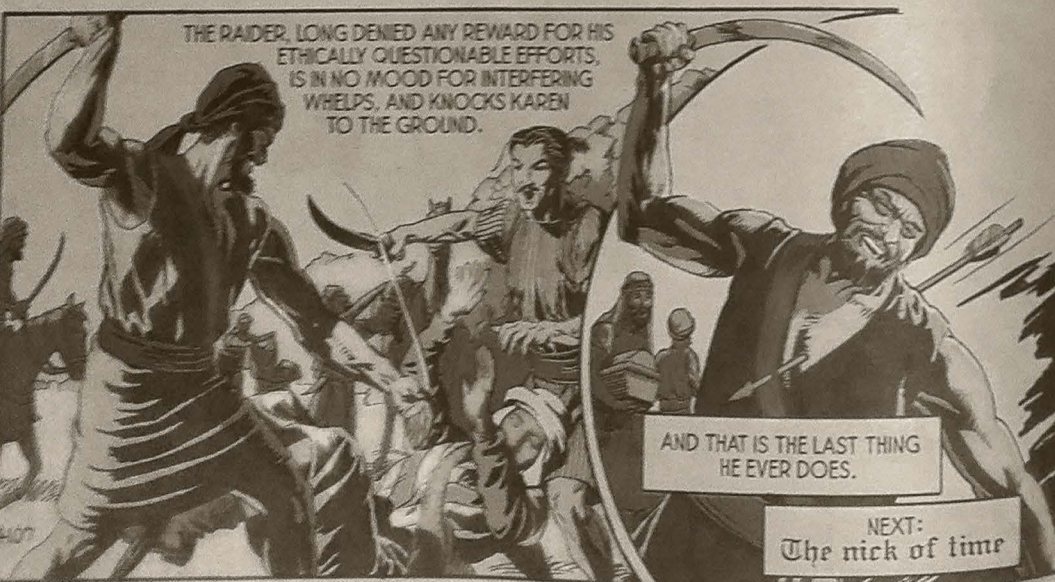


ONE SUCH DESERT RAIDER SUDDENLY STRIDES PURPOSEFULLY TOWARD GURVAN: "THAT PACK YOU KEEP STRAPPED TO YOUR BACK," HE GROWLS. "IT IS HEAVY, AND MUST HOLD SOMETHING OF GREAT VALUE—GIVE IT TO ME!"



FOR A SPLIT SECOND, KAREN FORGETS THE SUBSERVIENT GUISE THAT PROTECTS HER, AND RUSHES TO THE SOUL OF ASIA'S DEFENSE: "THAT IS NOT FOR YOU!" SHE SPITS AT THE LOU.

©2015 King Features Syndicate, Inc.






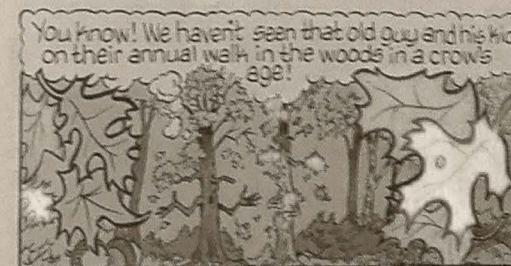


THE RAIDER, LONG DENIED ANY REWARD FOR HIS ETHICALLY QUESTIONABLE EFFORTS, IS IN NO MOOD FOR INTERFERING WHELPS, AND KNOCKS KAREN TO THE GROUND.

AND THAT IS THE LAST THING HE EVER DOES.

NEXT:
The nick of time

DOONESBURY

by G.B. Trudeau



[From the New Orleans Times.]

CURIOSITIES OF MY OFFICE.

—O—
BY C. J.

There is something very inexplicable about "offices." You can never more than half persuade people that they are really places of business. A mill, a factory, or a warehouse is thought a spot where time is of value, and into which persons ought not to intrude. An office is never so regarded.

I will give one or two of my own experiences. The first is a very recent one:

"Sir," said a tall, thin man, clad in a worn, very shining garb, suddenly appearing in the room, "I have called to lay before you one of the most astonishing inventions of modern times." They all began in some such impressive way as that. "A gas-burner, sir." I was busy arranging some papers in a stand-up desk, in a corner, and having both hands full, with a pen held crossways in my mouth, I was for the moment quite at his mercy.

"Perhaps, sir, you are not aware that in the case of every kind of burner but this I now show you gas gives off a most noxious effluvia, having a peculiarly ruinous effect upon the eyesight." By this time I had emptied my hands and mouth, and was advancing upon him. Fixing his eyes upon mine, he started back in distress-

ful horror, "Heaven help us, sir," he exclaimed, "how you have suffered already! Your sight, sir, would not last six months longer. This must not be."

Before I could say a word or lift a finger to stop him, he rapidly glided past me to the table on which the lamp stood. With a nimbleness which rooted me to the spot in apprehension, he whipped off the shade, then the old burner. In one minute the lamp was a ruin. "It is a mercy of Providence, sir, that I have happened to call."

"Stop!" I called. "Replace everything as it was instantly."

"The number of cases of premature blindness," he calmly proceeded, "that I have had the gratification of preventing, makes my labor a most pleasant one."

"Thinking he might be deaf, I bawled. "I don't want your burner; I won't have it. Take it off." For he was twirling the new one in its place.

"There, sir, you will feel thankful to me as long as you live! The only thing that troubles me in the matter is I know I am ruining the spectacle-makers."

"Do you hear?" I asked, "I shall not pay you for it."

He struck a very effective attitude. "Payment! Of what consequence is that? I could not remove that inestimable burner for any amount of money, when the alternative is the ruin of your valuable eyesight. No, sir; your eyes are worth many valuable burners. I make you a present of it willingly. I am a poor man,

under heavy travelling expenses, and I have a family in want." He sighed. "But duty shall be done. The price is twenty cents. I know you will regret this momentary harshness in the long years to come, when you are enjoying the benefits of that burner. But that is not my affair, though I am sorry to think of it. Good morning, sir. If at any time, no matter after how long an interval, by some inconceivable accident anything should become out of order in it, you will find the name of the manufacturer stamped on the side. Be good enough to drop a line to their well known house at Philadelphia, and a man will instantly be sent to attend to it."

"I was beaten. This offer to send a man from Philadelphia to New York, after the lapse of years, to put a gratuitously bestowed gas-burner to rights, was too much for me. I had to make a purchase.

Your experience of visitors in an office, however, is not always so light a character as this. In my younger days I had one of quite a different sort.

It was past the dusk of a gloomy winter's day. The inner door somehow abruptly opened; I thought by the wind. But in a moment I was undeceived. A ghastly-looking elderly man appeared in the aperture. What I had thought was the noise of a gust of wind, was a heavy groan that had burst from his laboring bosom. It was repeated, as he stood there.

"Don't disturb yourself, sir," he faltered. "This is a liberty, I know, but necessity has no choice. I have found this world too hard a place; I can bear it no longer. In a perfect stranger such as I am, this may seem presumptuous; but every one has a privilege in his last moments. I regret to disturb one who evidently has a feeling heart." He staggered a pace aside laying hold of the mantelpiece to steady himself. "Fifty cents would have postponed it indefinitely, but I find that even so small a sum is hopeless. I have ventured to come here, sir, to die" looking from one to another of two chairs to see which would best suit his purpose. He selected the one to the left hand, sinking slowly into it, becoming paler every second.

I was horrified. No doubt the man had taken poison. A view of the coroner's inquest started before me; the body would most likely have to remain there upon my premises till the inquiry was held. It was awful. "Rally yourself," I said; "a doctor shall be sent for."

His voice grew fainter. "At No. 13 Mechanics' alley you will find four small children; I commend them to you. They have no mother; I wish they were more grown up for your sake." In a still weaker tone he murmured. "Fifty cents would have saved all this."

My hair stood on end. Four small children added to the coroner's inquest overwhelmed me. "Don't die," I frantically urged; "I will see what can be done for you."

"I knew you were a man of a feeling heart," he softly muttered; "but it is too late. I only hope that my sudden departure here, under mysterious circumstances, may not bring you into suspicion. The world judges harshly."

A cold sweat bedewed me. In addition to a coroner's inquest and four orphan children a charge of murder was possible! "Here is the money," I gasped, thrusting fifty cents into his hand. He revived a little. Opening the corner of one eye he said: "Could you make it seventy-five cents, and earn my life-long gratitude?"

About nine months afterward, no doubtled astray by the fact of my humble premises being approachable by passages leading out of two different streets, the same visitor came there to die again.

I heard his preliminary statement, then I said: "By all means. I have a friend, a doctor, who wishes for a subject on which to try a new surgical experiment. It is very fortunate. Pray, proceed and don't linger." He did not. Hastily replacing his hat, he reached the door in two of the most vigorous strides I ever witnessed; but in the doorway he paused. "It is the last favor I shall ask of you," he tremblingly said, with solemn earnestness gleaming in his eyes; "but will you kindly tell me whether I have operated on you before?" I assured him that he had. He brightened instantly as he replied:

"You have relieved my heart, sir. The thing has never yet failed, but I thought it had at last. In that case I should have been a ruined man." He respectfully bowed and vanished from the doorway.



VI

BUILDING 3 (A)

Materials That Belong to Building Three





























VII

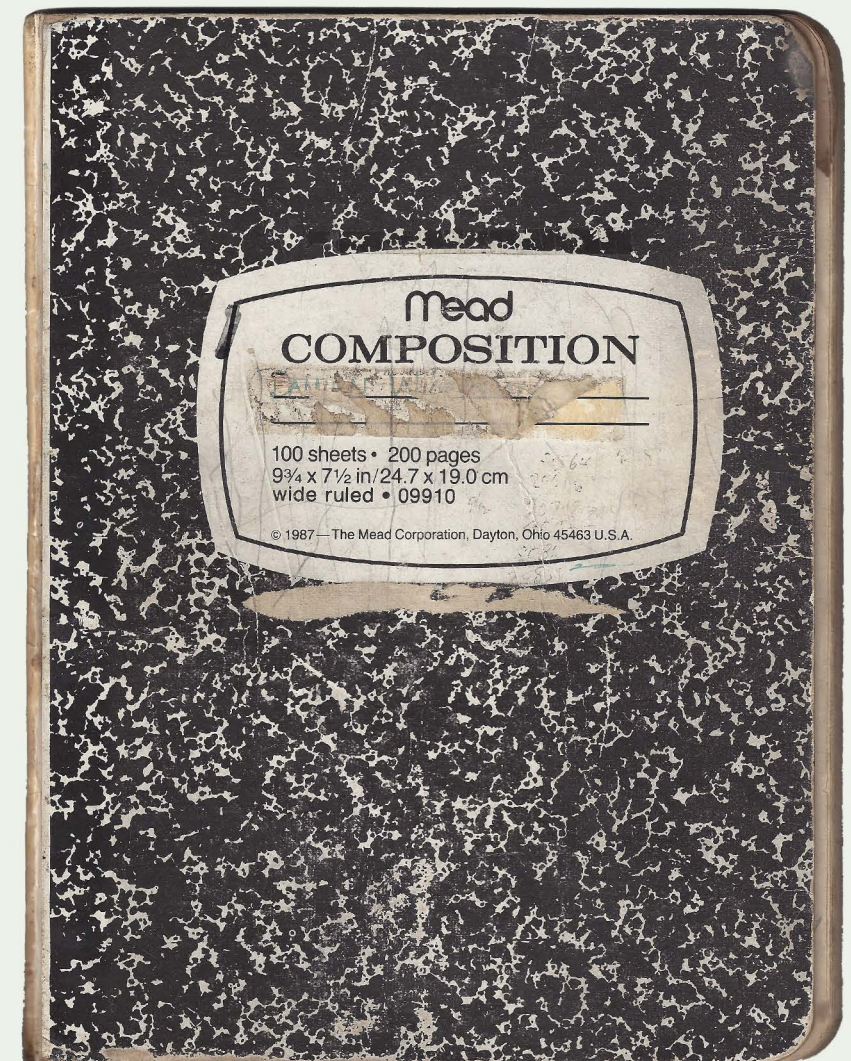
DOCUMENTS

Documents Unearthed at the Site


Archive overview.



Registry* discovered at the site.



Folder data samples.



*Half of the pages are missing, as if they were cut out with small scissors. The majority of remaining dated entries are from the period 1995-1996, except for the two entries dated 1986.

mead

ALTERNATOR BELT
GM 14087604 VP
.380 x 44.0
DAYCO 42-7750

SQUARE
DEAL

CLASS PROGRAM

NAME _____ ADDRESS _____

SCHOOL _____ CLASS _____

		PERIOD 1	PERIOD 2	PERIOD 3	PERIOD 4	PERIOD 5	PERIOD 6	PERIOD 7	PERIOD 8
	TIME	FROM TO...							
	SUBJECT								
MONDAY	ROOM								
	INSTRUCTOR								
TUESDAY	SUBJECT								
	ROOM								
	INSTRUCTOR								
WEDNESDAY	SUBJECT								
	ROOM								
	INSTRUCTOR								
THURSDAY	SUBJECT								
	ROOM								
	INSTRUCTOR								
FRIDAY	SUBJECT								
	ROOM								
	INSTRUCTOR								
SATURDAY	SUBJECT								
	ROOM								
	INSTRUCTOR								

1985 GMC

NEW SPARK PLUGS Miles 19,600

New fuel inlet filter in carburetor Stanley

changed radiator ~~Cap~~ Cap

6-19-95 New Windshield 19650 miles \$110.00

2-26-95 19935 miles 3 new fan Belts installed Parts 42⁰⁰ Kovan \$75.00
alternator Belt broke + tip \$5-

7-30-95 20,012 miles Stanley
Engine oil - changed Mobil 10-40
oil FILTER changed PH 13 (FRAM)
checked PCV - OK -

Aug 13 95 20,320 miles greased front End + drive shaft
Aug 30 1995 20,640 miles - removed 4 wheels + tires - loosened
all lug nuts + oiled - Left rear wheel - 3 nuts torqued too tight
loosened with air wrench - (in Howell)
added Brake fluid to front compartment of master cylinder
top cover gasket leaking
checked carb breather filter OK - clean

8-31-95

20640 miles

added less $\frac{1}{2}$ pint oil to engine

Sept 10, 1995 added 2 qts oil to transmission (in Havill)

Sept 23, 1995 21,103.9

Changed Motor oil added 4 qts of Sunoco 10-30
plus 4 oz of Mobil 10-30

Oct 10, 1995 21540 miles

new signal light flasher H.D.

Oct 27, 1995 21922 miles Kwan 15th hp 5th

removed speedometer cable at transmission and
shot penetrating oil into cable housing - turned with air
drill. added cup grease to transom end -
checked trans oil - OK clean note no change in oil

Nov 10, 1995 22352 miles

INSTALLED NEW PCV valve (FRAM) by AB
added 3 can cans of prestone & water

Checked Radiator water level OK - 2" from top of neck

SAT Dec 2, 1995

22942.8

change motor oil added 4 $\frac{1}{4}$ qts
of Sunoco 10-30

FEB 20, 1996 23810 Kwan 15th from Kwan gauge

FEB 22, 1996 23850 miles

replaced Bush - drivers side rear - Tail + Signal #1157

FEB 24, 1996 24029 miles

changed engine oil + filter (S.B.)

4 $\frac{1}{2}$ + qts 10W-30 Sunoco ULTRA

added brake fluid to front of master cylinder

added water to battery cells - all dry

FEB 27, '96 24070 miles

check front brake humps - OK - Thpt

rear brake humps - OK - Thpt

adjusted 2 rear wheel

checked rear end

1996

Mar 7, 1996 24200 miles

adjusted alternator belt - loose

known TP 2nd

Mar 11, 1996 24250 miles

New Battery installed 8⁵⁰

Mar 30, 1986 24905 miles

New Air Cleaner

April 20, 1986 25475 miles

4+ gts of Sonoco 10-30 oil
Changed oil only

MAY 27, 1996 26525 miles

Added 1" Brake fluid to front compartment of master cylinder

June 1

26686

4 ³/₄ gts of Sonoco 10-40 oil
changed oil filter

Sun June 2, 1996 - 26749 miles greased

TUES - June 10 1996 27178 miles

2 new Firestone Tires on front

June 26, 1996 Flat (Nail) left rear tire 6th repair 27355

July 19, 1996 28000 miles inspected 8¹⁹

July 20, 1996 28066

4+ gts of Karolene oil 10-40
Changed oil only

Aug 4, 1996 28413 miles checked master cylinder
(added a little Brake oil)

Sept 4, 1996 29201 miles

adjusted 2 front wheel bearings - loose - 8²⁷ per
idler arm on right side should be replaced
checked front end Bushings OK
— 2 new rear tires installed

Oct 14, 1986 30,047.5 miles
4 3/4 qts of 10-30 Soso oil
changed oil + oil filter

Nov 20 1996 31,075 miles
about 5 starter \$27.00 Wayne - Boring
Labor Kram 20.00
tip 5.00

also greased front end
(idler arm + Pitman arm worn a little)

Dec 28, 1996 31,692 miles
added 7/16" brake fluid to master cylinder

Dec 28, 1996 31,752 miles
4 3/4 qts of 10-30 Soso oil
changed oil + oil filter

617 E 6ST

Blue NJ VAN

625 E 6ST apt 7

TERESA (Preserved Fish) cemetery
460-5090

(JOHN LUCAS 212-252-4088, 93 Crosby St. NYC)
has 6x6 military Reo - wants 3/4 ton army Trailer

Rectable St. Box Springs (no mattresses)
33" = #2
54" or larger = #5
8 AM - 3 PM.

Linda MALLISTER
718-237-0125
Firewood Logs

Pip's Clothing

7 FRANKLIN ST Bklyn N. 15 ST + Meserole Ave

RITWAY Chimney & Fireplace Restoration (185T job)
1-800-

MARIO ALBERTO 1-718-932-8573
(BRICKLAYER AT 85 AVE N. WALL STOCO)

BKLYN Hardware Supply Co 58-5th Ave Bklyn
1-718-638-2666 (BETW. ST. MARKS AVE + BERGEN ST)
(MANILLA ROPE & TACKLE BLOCKS)

BRICK LAYER - MARIO ALBERTO (worked on 85 ave, N. wall)

(Mother's address) 2906 - 21st Avenue Apt 4B
ASTORIA, LI, NY 11105

PABLO & ESTHER 539 E 135th NYC (ave a + B)
2nd Floor

WANTS FIREWOOD

Information
© Don't let friends impose on you.
Work calmly and silently. ©

MULTIPLICATION TABLE

1	2	3	4	5	6	7	8	9	10	11	12
2	4	6	8	10	12	14	16	18	20	22	24
3	6	9	12	15	18	21	24	27	30	33	36
4	8	12	16	20	24	28	32	36	40	44	48
5	10	15	20	25	30	35	40	45	50	55	60
6	12	18	24	30	36	42	48	54	60	66	72
7	14	21	28	35	42	49	56	63	70	77	84
8	16	24	32	40	48	56	64	72	80	88	96
9	18	27	36	45	54	63	72	81	90	99	108
10	20	30	40	50	60	70	80	90	100	110	120
11	22	33	44	55	66	77	88	99	110	121	132
12	24	36	48	60	72	84	96	108	120	132	144

Table of Time Measure

60 seconds	= 1 minute
60 minutes	= 1 hour
24 hours	= 1 day
7 days	= 1 week
30 days	= 1 calendar month
12 months	= 1 year
365 days	= 1 common year
366 days	= 1 leap year
100 years	= 1 century

Table of Dry Measure

2 pints (pt.)	= 1 quart (qt.)
8 quarts	= 1 peck (pk.)
4 pecks	= 1 bushel (bu.)
1 cord	= 128 cu. ft.

Table of Liquid Measure

4 gills (gi.)	= 1 pint (pt.)
2 pints	= 1 quart (qt.)
4 quarts	= 1 gallon (gal.)
31½ gallons	= 1 barrel (bbl.)
2 barrels	= hoghead (hhd.)

Table of Paper Measure

24 sheets	= 1 quire
20 quires	= 1 ream
10 reams	= 1 bale

Table of Linear Measure

12 inches	= 1 foot
3 feet	= 1 yard
16½ ft. (5½ yds.)	= 1 rod
660 feet	= 1 furlong
320 rods (5280 ft.)	= 1 mile

Miscellaneous Measures

12 units	= 1 dozen
12 doz.	= 1 gross
12 gr.	= 1 great gross
20 units	= 1 score
1 hand	= 4 inches
1 fathom	= 6 feet
1 knot	= 6086 feet
3 knots	= 1 league
1 bu. potatoes	= 60 lbs.
1 barrel flour	= 196 lbs.
1 cu. ft. of water	= 7.48 liquid gals. and weighs 62.425 lbs.
Diameter of circle x 3.1416 = circumference	
Diameter of circle squared x .7854 = area.	
Atmospheric pressure is 14.7 lbs. per sq. in. at sea level.	
13½ cu. ft. of air weighs 1 lb.	

Table of Cubic Measure

1728 cubic inches	= 1 cubic foot
27 cubic feet	= 1 cubic yard
128 cubic feet	= 1 cord of wood
24½ cubic feet	= 1 perch of stone

NOTE—A cord of wood is a pile 8 feet long, 4 feet wide and 4 feet high. A perch of stone or brick is 16½ feet long, 1½ feet wide, and 1 foot high.

Table of Avoirdupois Weight

16 drams	= 1 ounce (oz.)
16 ounces	= 1 pound (lb.)
100 pounds	= 1 hundredweight (cwt.)
2000 pounds	= 1 ton (T.)
2240 pounds	= 1 long ton (L. T.)

Table of Troy Weight

24 grains (gr.)	= 1 pennyweight (dwt.)
20 pennyweights	= 1 ounce (oz.)
12 ounces	= 1 pound (lb.)

Table of Circular Measure

60 seconds (")	= 1 minute (')
60 minutes	= 1 degree (°)
360 degrees	= 1 circumference
A degree of the earth's surface or a meridian = 69.16 miles at the equator.	

Table of Apothecaries' Weight

20 grains (gr.)	= 1 scruple (ʒ)
3 scruples	= 1 dram (ʒ)
8 drams	= 1 ounce (ʒ)
12 ounces	= 1 pound (lb.)

Table of Surface Measure

144 sq. in.	= 1 sq. ft.
9 sq. ft.	= 1 sq. yd.
30¼ sq. yds.	= 1 sq. rod
160 sq. rods	= 1 acre
640 acres	= 1 sq. mile
An acre measures 208.71 ft. on each side.	
A section of land is 1 sq. mile.	
A quarter section is 160 acres.	
A township is 36 sq. miles.	

© Our first and last love is... self-love. ©

CONVERSION TABLES

LENGTH

1 meter (m)	= 100 cm = 1,000 mm
1 millimeter (mm)	= .001 m
1 centimeter (cm)	= .01 m
1 decimeter (dm)	= .1 m
1 decameter (dkm)	= 10 m
1 hectometer (hm)	= 100 m
1 kilometer (km)	= 1,000 m

CAPACITY

1 liter (l)	= 100 cl = 1,000 ml
1 milliliter (ml)	= .001 l
1 centiliter (cl)	= .01 l
1 deciliter (dl)	= .1 l
1 decaliter (dkl)	= 10 l
1 hectoliter (hl)	= 100 l
1 kiloliter (kl)	= 1,000 l

WEIGHT

1 gram (g)	= 100 cg = 1,000 mg
1 milligram (mg)	= .001 g
1 centigram (cg)	= .01 g
1 decigram (dg)	= .1 g
1 decagram (dkg)	= 10 g
1 hectogram (hg)	= 100 g
1 kilogram (kg)	= 1,000 g

METERS	YARDS	INCHES
1.000	1.093	39.37
.914	1.000	36.00

CENTIMETERS	INCHES	FEET
1.00	.394	.0328
2.54	1.000	1/12
30.48	12.000	1.000


KILOMETERS	MILES
1.000	.621
1.609	1.000

GRAMS	OUNCES	POUNDS
1.00	.035	.002
28.35	1.000	1/16
453.59	16.000	1.000
1,000.00	35.274	2.205

KILOGRAMS	OUNCES	POUNDS
1.000	35.274	2.205
.028	1.000	1/16
.454	16.000	1.000

LITERS	PINTS	QUARTS	GAL.
1.000	2.113	1.057	.264
.473	1.000	1/2	1/8
.946	2.000	1.000	1/4
3.785	8.000	4.000	1.000

THE
FORGOTTEN



A SARAH REINHARDT/GRAYSON RILEY PRESENTATION



FREON 502

R. H. HEWEBRY & Co
Flooring Contractors
LARCHMONT, N.Y.
TEL. 914-963-6322



☐ Card Savings
☐ Day-to-Day
☐ Certificate (See C
☐ of Deposit (Service Representative)

Account of
 (full names in
 Account Title)

Address

Zip

Account Number

Savings (Type)

CASH, N.A.

Cash	Checks	List Separately	Total
1	2	3	4
5			

BRANCH COPY

IN

SYNAGOGU

B/T# 6099604698 PCS 1
DATE REC. 3/17/03 CLOSED 3/17/03
INITIAL ERRORS 0 FINAL 0
AUDITED BY YJ REVIEWED EN

B/T# 6099604697 PCS 2
DATE REC. 3/17/03 CLOSED 3/17/03
INITIAL ERRORS 0 FINAL 0
AUDITED BY YJ REVIEWED EN

B/T# 6099933344 PCS 2
DATE REC. 3/17/03 CLOSED 3/17/03
INITIAL ERRORS 0 FINAL 0
AUDITED BY YJ REVIEWED EN

...the course
...gree and
...eligible older adults
...tuition rate plus the full
...n and service fee according
...gistration category (either
...per credit).
...rates are not automatically
...pon registration, the appli-
...request the senior citizen
...The Older Adult discount is
...d through TorchTone regis-
...duced rates are not retroac-
...lied upon completion of the
...care card,

MV-48.1 (6/96)
NEW YORK STATE
DEPARTMENT OF MOTOR VEHICLES
EMPIRE STATE PLAZA
ALBANY NY 12228

REG
MAIL

ALBANY NY
JUL 12 1999
U.S. POSTAGE
FIRST CLASS
0261

Glato
Webens

BLASCF, STANLEY
324 E 18 ST
NEW YORK NY 10003

AUTO **10003



BOOKINGS NUMBER OF DEPENDENTS
STYLE MANAGEMENT CO.
518 WEST 44th STREET
NEW YORK, N.Y. 10036
(212) 279-3166
(212) 947-7609
NET
FEDERAL W.T.
N.Y.S.W.T.
N.Y.C.W.T.
TOTAL
TIME AND DATE IN
TIME AND DATE OUT
DRIVER'S NAME
MEDALLION NO.
DRIVER'S HACK NUMBER
LICENSE PLATE #
IN
OUT
TOTAL
CONDITION OF VEHICLE AND EQUIPMENT SATISFACTORY
FOR THE OWNER
DRIVER
GARAGE ADDRESS
518 WEST 44th STREET
NEW YORK, N.Y. 10036
TIME OUT:
TIME IN:
TOTAL HOURS WORKED
OVER
1 6 AM. Chas. 655 5051. PARK
2
3
4
5
6
7
8
9
10
11
12
13
14
15
16
17
18
19
20
21
22
23
24
25
26
27
28
29
30
BE CAREFUL ALWAYS
GALLONS OF GASOLINE
BE COURTEOUS ALWAYS
(OVER) 1 2 3 4 5 6 7 8 9 10 11 12 13 14 15 16 17 18 19 20 21 22 23 24 25
KAYMIL SYSTEMS • NEW YORK, N.Y. • (212) 594-3716

IRON CURTAIN
like Ciechorski
41 West 59th St.
NY NY 10019
SHOP 212 246-7043
FAX: 212 307-4437
beeper: 917 986-2075

B/T# 6100192445 PCS 1
DATE REC. 3/20/03 CLOSED 3/20/03
INITIAL ERRORS 0 FINAL 0
AUDITED BY EN REVIEWED EN
B/T# 6100068581 PCS 1
DATE REC. 3/20/03 CLOSED 3/20/03
INITIAL ERRORS 0 FINAL 0
AUDITED BY EN REVIEWED EN

filter, 2 recommended filter change intervals.
Consult your Owner, 2 Manuals for unsup-
or at _____ (miles), whichever comes first.
Filter should be changed on _____ (days)
Date changed _____ Miles to _____
My 2-year oil filter number is 42110
Make of Car _____
KEEP THIS TAB FOR REFERENCE.





WORK ZONE

**When we are working on
the roadways...
Please slow down...
Give us a brake!**

**Effective December 1997
fines for speeding in work-zones
in New York State doubled.**

A message from:
NEW YORK STATE DEPARTMENT OF TRANSPORTATION
NEW YORK STATE DIVISION OF STATE POLICE

[illegible][illegible]

CITICORP CITIBANK

Savings Deposit Slip

Deposit to (check one) _____ Date _____ 19____

☐ Citicard Savings Day-to-Day
☐ Certificate of Deposit (See Customer Service Representative)
☐ Passbook Savings (Type) _____

Citibank, N.A.

	Dollars	Cents
Cash		
Checks	1	
List Separately	2	
	3	
	4	
	5	
Total		

Thank You

Address _____ Zip _____

ENTER SAVINGS ACCOUNT NUMBER - NOT NUMBER ON CITICARD.
TO HELP ENSURE PROPER ACCOUNT CREDITING, PLEASE PRINT CLEARLY AND ACCURATELY.

Account Number | | | | | | | | | |

CUSTOMER'S RECEIPT WHEN DEPOSITED

NO ALLOWANCE WILL BE MADE ON GOODS AFTER THEY HAVE BEEN
SPONGED, CUT, LAMINATED OR OTHERWISE PROCESSED.

TITLE PASSES UPON DELIVERY TO BUYER OR PUBLIC CARRIER.

Winchester Textiles Inc.

43-45 WEST 34th STREET
NEW YORK, N.Y. 10001
868-3351

Sold to

TERMS:

SHIPPED VIA

CARTON NO.

PRICES SUBJECT TO CHANGE WITHOUT NOTICE.

If this bill in any respect differs from your understanding of purchase, please note same and return the bill at once, settlements expected to be made strictly on terms of bill. All claims for damage or short measure must be made within 5 days after receipt of goods.

This invoice will be subject to prevailing interest charge per annum if not paid when due.

ARBITRATION: All controversies arising out of or relating to this invoice or any modification thereof, shall be settled within the time hereinafter specified by arbitration in the City of New York in accordance with the laws of the State of New York and the rules then obtaining of the American Arbitration Association or the General Arbitration Counsel of the Textile Industry. Receipt of goods described herein constitutes this invoice as an agreement between us in the absence of a signed purchase order.

SHUTTLE # 6097670420 14
DATE REC. 2/14/43 CLOSED 2/14/43
INITIAL ERRORS 0 FINAL 0

2/3/64
BTS

WORKING

27
26
25
24
23
22
21
20
19
18
17
16
15
14
13
12
11
10
9
8
7
6
5
4
3
2
1

✓HighMark™

WORKING IN
LIQUOR STORE
6 AVE B, CORNER
EAST HOUSTON ST.

B/T# 6102080671 PCS 1
DATE REC 4/16/03 CLOSED 4/16/03
INITIAL ERRORS 0 FINAL 0
AUDITED BY YJ REVIEWED EN

B/T# 6102126846 PCS 1
DATE REC 4/16/03 CLOSED 4/16/03
INITIAL ERRORS 0 FINAL 0
AUDITED BY YJ REVIEWED EN

B/T# 6101864685 PCS 1
DATE REC 4/16/03 CLOSED 4/16/03
INITIAL ERRORS 0 FINAL 0
AUDITED BY YJ REVIEWED EN

B/T# 6101870315 PCS 2
DATE REC 4/16/03 CLOSED 4/16/03
INITIAL ERRORS 0 FINAL 0
AUDITED BY EN REVIEWED EN

B/T# S296816601 PCS 1
DATE REC 4/16/03 CLOSED 4/16/03
INITIAL ERRORS 0 FINAL 0
AUDITED BY YJ REVIEWED EN

WORKING IN
CEMETERY

Unica Forma de Instalar el forro

Debido a la variación y tamaños de los asientos y la localización de las guías de los cintos y cabecera de los asientos, no es práctico cortar aberturas antes de ponerlos. Las siguientes y simples instrucciones es lo que necesita para mejor resultado.

- 1) Quite la cabecera de acuerdo con las instrucciones del fabricante de su carro.
- 2) Ponga el forro en su lugar y marque donde está la cabecera y las guías de los cintos.
- 3) Ponga las tiras adhesivas blancas, para reénforzar el forro de abajo, en las marcas anteriormente hechas.
- 4) Haga un corte en las marcas del cinto y cabecera en el centro de las tiras adhesivas blancas.
- 5) Reponga el forro en el asiento e inserte los cintos y la cabecera como es requerido.

Estilos A y R (Dos piezas)

Nueva construcción para asientos delanteros

- 1) Ponga su forro de **Vatco** arriba de la cabecera de atrás, con cuidado alinee arriba de los lados de la esquina. Estreche la parte de arriba del forro, suavemente arriba en la parte del espaldar. (Figura -A)
- 2) Después de Halar suavemente el forro hacia abajo con firmeza, use los alfileres atornillados, con un espacio de 18 pulgadas de separación, para poner el forro. Simplemente ponga la punta del alfiler atornillado, en la marca en el material y empuje y tuerza el alfiler atornillado, hasta que se aguante bien. (Figura B) Repita el mismo procedimiento para el asiento apretando el aro de elástico con el gancho S que proveemos debajo del asiento delantero y apretando el material (Figura C) en la abertura del asiento como arriba, con la torcedura de los alfileres atornillados (Figura B)

Asiento de Atrás

- 1) Remueva el asiento, estire el forro, estreche el forro sobre el asiento, tenga cuidado de alinear las esquinas, ajuste los aros del elástico con los "S" ganchos debajo del asiento delantero y asegúrelos debajo del asiento (Figura C)
- 2) Ajuste el material de atrás con los alfileres atornillados, después de suavizar el material del asiento (Figura B)
- 3) Ajuste el forro arriba del espaldar (Removiendo el espaldar si es necesario) y apriete arriba con los alfileres atornillados (Figura B) Hale las arrugas hacia abajo del espaldar y apriete con los alfileres como en (Figura B)
- 4) Ponga los asientos y suavice el forro

Estilos B y C abiertos al frente y el frente de atrás.

- 1) Ponga el forro en el asiento de atrás (Figura A) y empuje hacia bajo firme.
- 2) Inserte los ganchos S en los aros de elástico, estirando a los lados de espaldar y atachelos debajo del forro, así no habrá interferencia atrás (Figura C)
- 3) Inserte los ganchos S dentro de los aros de elástico alrededor del asiento y amarrelos debajo del forro (Figura C)

Estilos "E" bajo espaldar y Estilo "TE" alto espaldar con cintos

- 1) Después de poner los forros como enseñamos en las instrucciones (Figura C) Asegure los ganchos S a los aros del elástico debajo del asiento (Figura C)
- 2) Empuje el espaldar hacia abajo, bien parejo y hale los aros a travez de la abertura en el espaldar.
- 3) Hale el elástico a cada lado del espaldar a través de los aros del elástico y ajústelos con los ganchos S.

FIGURA A



FIGURA B



FIGURA C




FIGURA D



UNIQUE SEAT COVER INSTALLATION

Due to the varying sizes of seats and the locations of both belts and headrests it is not practical to precut openings. The following simple instructions are therefore given.

1. Remove headrest, in accordance with manufacturers instructions.
2. Slip cover into place and mark locations of headrests and seat belts.
3. Place strips of pressure sensitive reinforcing tape on the under side of the cover at the markings.
4. Cut slit for belts and headrests in the center of these strips.
5. Reposition cover onto seat and insert belts and headrests as required.

NEW REVISED INSTRUCTIONS
INSTALLATION HAS BEEN SIMPLIFIED BY
ADDITIONAL STRAP ASSEMBLIES. "STAY-PUT"
ROLLER TUBES NO LONGER NECESSARY

Figure A



Figure B

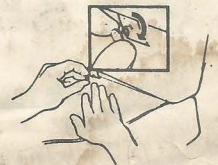
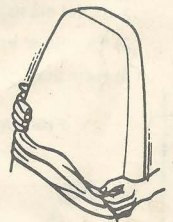


Figure C



Figure D



STYLES A & R (TWO PIECE) NEW CONSTRUCTION FOR FRONT SEATS

1. Place your Vatco Seat Cover over the top of the backrest (see label "top of back"), carefully lining up both corners. Stretch the cap of the cover smoothly over the top of the backrest (figure A).
2. After pulling the cover down firmly use the pins enclosed, spaced about 18" apart, to hold cover. Simply place the point of the pin against the fabric tabs, push and twist the pin until it holds fast (figure B).

Repeat the above procedure for the seat cushion, fastening the elastic loops, with the "S" hooks provided under front of seat (figure C) and fastening the fabric in the crack of the seat, as above, with the twist pins (figure B).

FOR REAR SEATS

1. Remove seat. Stretch cover over seat, being careful to line up the corners. Fasten elastic loops with "S" hooks under front of seat and secure under seat assembly (figure C).
2. Fasten fabric at rear with twist pins after smoothing fabric to seat (figure B).
3. Fit cover over top of backrest with removing backrest (if practical) and fasten at top with the twist pins provided (figure B). Pull snugly to bottom of backrest and fasten with twist pins as above (figure B).
4. Replace seat cushion and smooth covers into place.

STYLES "B" AND "C" SPLIT FRONT FRONT BACK

1. Place cover over backrests (figure A), pull down firmly.
2. Insert "S" hooks in the elastic loops extending from the sides of each backrest section and attach under cushion so that there is no interference with tilting of backs (figure C).
3. Insert "S" hooks into elastic loops around seat and attach under cushion (figure C).

STYLE "E" LO-BACK BUCKET SEATS AND STYLE "TE" HI-BACK BUCKET SEATS

1. After placing and stretching covers, as shown in instructions (figure D), secure "S" hooks to elastic loops and hook under cushion (figure C).
2. Pull backrests down evenly and pull loops through crevice at bottom of backrest.
3. Pull elastic at either side of the rear of backrest through loops and attach with "S" hooks.



B/T# 10892335 PCS 1
 DATE REC'D 3/10/02 CLOSED 3/10/02
 INITIAL ERRORS 1 FINAL
 AUDITED BY (signature) REVIEWED (signature)

B/T# 1754612 PCS 3
 DATE REC'D 3/19/02 CLOSED 3/19/02
 INITIAL ERRORS 0 FINAL
 AUDITED BY (signature) REVIEWED (signature)

B/T# 10831584 PCS 1
 DATE REC'D 3/19/02 CLOSED 3/19/02
 INITIAL ERRORS 0 FINAL
 AUDITED BY (signature) REVIEWED (signature)

B/T# 102795 PCS 1
 DATE REC'D 3/19/02 CLOSED 3/19/02
 INITIAL ERRORS 0 FINAL
 AUDITED BY (signature) REVIEWED (signature)

B/T# 1041233 PCS 1
 DATE REC'D 3/19/02 CLOSED 3/19/02
 INITIAL ERRORS 0 FINAL
 AUDITED BY (signature) REVIEWED (signature)


B/T# 1046705 PCS 1
 DATE REC'D 3/19/02 CLOSED 3/19/02
 INITIAL ERRORS 0 FINAL
 AUDITED BY (signature) REVIEWED (signature)



State of New York George F. Pataki Governor

...BECAUSE NY ♥ KIDS!

for your kids!
 health insurance
 Now you can afford



The City of New York Notice of Parking Violation

YOU MUST ANSWER WITHIN 30 DAYS OF THE DATE OF THIS TICKET.
IF YOU DO NOT RESPOND, PENALTIES AND INTEREST WILL BE
ADDED AND YOUR VEHICLE MAY BE BOOTED OR TOWED.

Rev.08/15 N/S=Not Shown
N/A=Not Applicable

Permit Displayed N/S	Permit Number N/A	Type N/A
Name of the Operator, if present. If not present: OWNER OF THE VEHICLE BEARING LICENSE		
Plate XCCT 13	CD NS	Exp. Date N/S
State NJ	Plate Type COM	
Make FREI	Color WHT	Year N/S
Body Type DELV		
VIN #		

THE OPERATOR AND OWNER OF THE ABOVE VEHICLE ARE CHARGED AS FOLLOWS:

In Violation of NYC Traffic Rules, Section: 4-08(h)(10)					
Exp Muni-Mtr Com Mtr Zn DAYS/HRS: MON-FRI/10A-2P					
Place of Occurrence Front Of 149 2nd Ave					
VC	Meter #	Operational	Limit	County	Pct.
42	104-3101	Y	5 Mn	NY	009
Date/Time of Offense		Date/Time 1st Observed			
10/27/15 01:01PM		N/A			

Complainant's Comments:
**receipt exp. at 12:25 pm/no
driver/no activity**

FINE AMOUNT: \$65.00

Agency TRAFFIC	Command T-101	Tax Reg # 361367
Complainant's Name HOQUE, S.		
Signature of Complainant		
I affirm under penalty of perjury (Penal Law 210.45) that I personally observed the offense charged above; if the operator was present I indicated the operator's name or indicated "ID Refused" and personally served this Notice upon him/her, if the operator was not present or refused to accept personal service of this Notice, I affixed this Notice to the vehicle.		
X SH		

SEE REVERSE SIDE FOR IMPORTANT INFORMATION



2-045689540-7

1	2	B
3	4	R
5	6	BLU
7	8	B
9	10	R
11	12	BLU
13	14	B
15	16	R
17	18	BLU
19	20	B
21	22	R
23	24	BLU
25	26	B
27	28	R
29	30	BLU

Buddy Kunzevich
908-521-7730
Monroe Township, N.J.
Jamestown



Benny - mechanic
(Silver Line)
works at:
78 Greene St.
966-5855

Home
677-0136
E. 4th St (next to Sage)
1917-313-6167
Beeper

- MAINTENANCE -	
DONE	DATE

B/T 4/12/64

B/T# _____ PCS
DATE REC. / / CLOSED / /
INITIAL ERRORS _____ FINAL
AUDITED BY _____ REVIEWED _____

Child Health Plus – free or low-cost health insurance for New York State children!

your child is under the age of 19, not eligible for Medicaid and has no health insurance, ask into Child Health Plus! *New York State helps pay the cost.* And now Child Health Plus benefits include **dental, vision, hearing and speech!** And no co-pays! The plan also covers:

patient hospital care
physical exams, well-child care and immunizations
diagnosis and treatment of illness or injury
X-rays and lab tests
prescription drugs

Outpatient surgery
Emergency care
Short-term therapeutic services

Outpatient treatment for alcoholism, substance abuse and mental health

Choose a health plan near you - lots of plans to choose from!

FOR MORE ABOUT CHILD HEALTH PLUS, CALL 1-800-698-4543.

3/99

MV-639CR (12/98)

NEW YORK STATE REGISTRATION RECEIPT



HIS
HX14862

1962 PLYMO TRANSFERABLE

4DSD BK 1126188555

2605 G 6 ACO4005
Wt/Seats Fuel/Cyl 074 ACO

JUL 08 1999

Expires 08/06/00

BLASOF, STANLEY
324 E 18 ST
NEW YORK NY

23.00

10003 ANNUAL CHG
AMT PAID (INCL ADD CHG)

312471AK VOID IF ALTERED EXCEPT FOR ADDRESS

23.00

B/T# 609259842 PCS
DATE REC. 11/26/02 CLOSED 12/12/02
INITIAL ERRORS _____ FINAL
AUDITED BY _____ REVIEWED _____

B/T# 6092789149 PCS
DATE REC. 12/12/02 CLOSED 12/12/02
INITIAL ERRORS _____ FINAL
AUDITED BY _____ REVIEWED _____

B/T# 6092856192 PCS
DATE REC. 12/12/02 CLOSED 12/12/02
INITIAL ERRORS _____ FINAL
AUDITED BY _____ REVIEWED _____

B/T# 609
DATE REC. _____
INITIAL ERRORS _____
AUDITED BY _____

B/T# 609
DATE REC. _____
INITIAL ERRORS _____
AUDITED BY _____

327

RR # _____

PLEASE QUOTE REPORT

183 ORCHARD
CELLAR
7/28/96 JOE

Mon - June 10, 1996

moved wood cover + diamond
plate cover on cellar door
at Lafway E25T.

covers apparently moved by
sewer plumbing contractor for
Shaya - trying to enter cellar

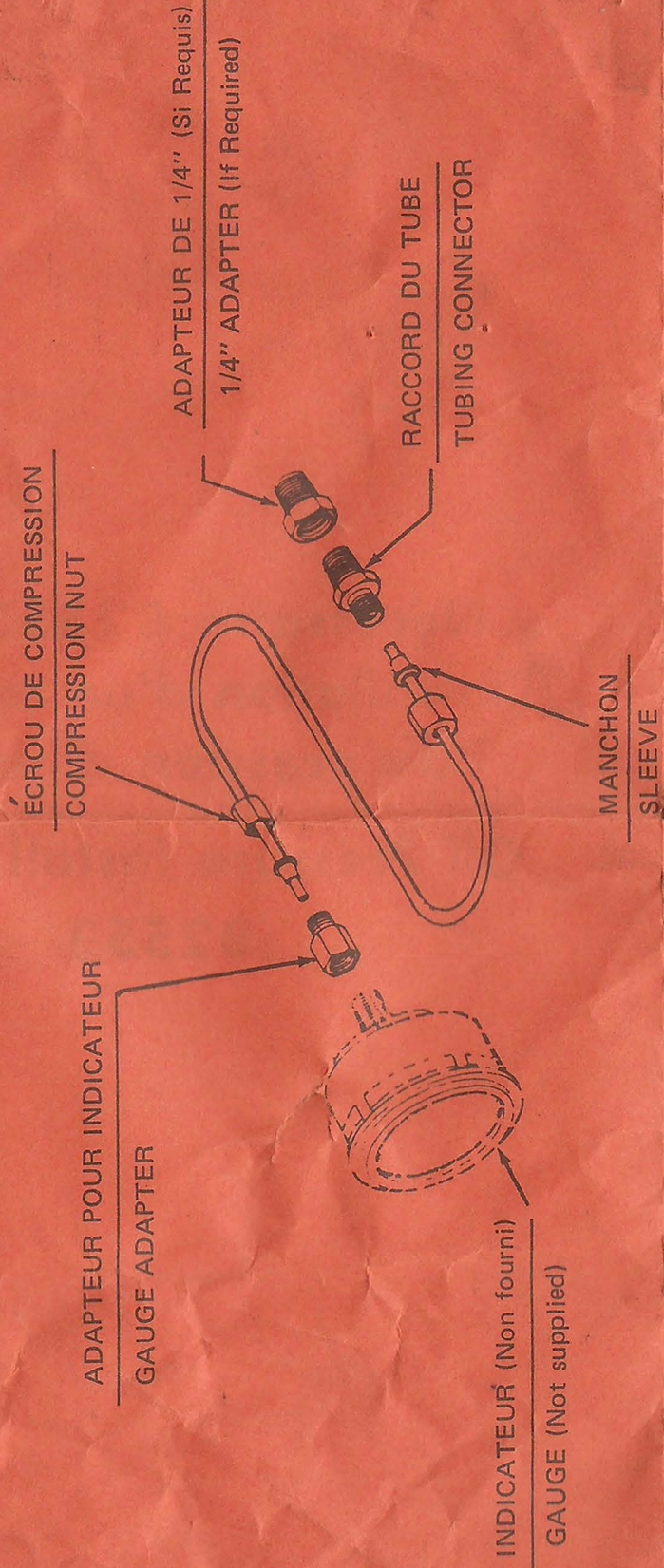
**Nécessaire 82553 pour
l'installation d'un indicateur
de pression d'huile.**

**Oil Pressure Installation Kit
82553**

AUDITED BY: [] REVIEWED
INITIAL ERRORS: [] FINAL
DATE REC'D: [] CLOSED: []
SHUTTLE: [] PCS

BTZ
7/11/04

INSTRUCTIONS POUR L'INSTALLATION INSTALLATION INSTRUCTIONS



Ce nécessaire contient le tube et les raccords de base nécessaires pour installer un indicateur à pression Stewart-Warner. Assemblez les pièces tel que montré dans l'illustration ci-dessus.

Il se peut que pour l'installation vous ayez besoin de raccords additionnels, comme par exemple un tuyau de raccordement en "T", un bout de tuyau ou un adaptateur.

ATTENTION: Protégez le tube pour l'empêcher qu'il ne vienne en contact avec des rebords coupants ou rugueux, des pièces en mouvement ou des pièces chaudes du moteur.

This kit contains tubing and the basic fittings necessary to install a Stewart-Warner pressure gauge. Assemble as shown in illustration above.

Installation may require additional fittings such as a pipe "T" and nipple or an adapter.

CAUTION: Protect tubing from sharp or ragged edges, moving parts and hot engine components.

SYMBOL OF
SW
EXCELLENCE
Prepared By THE SERVICE DIVISION
Stewart-Warner Corporation 1826 W. Diversey Parkway
Chicago, Illinois 60614

DESCRIPTION

Le nécessaire inclut un tube en nylon,
douille, accouplement, raccords,
2 écrous et manchons de raccords.

DESCRIPTION

Kit includes nylon tubing,
bushing, coupling, connector,
2 connector nuts and sleeves.

Recycling Used Oil and Vehicle Batteries

CHANGING/RECYCLING YOUR USED OIL

- ◆ Drain oil pans, containers and filters completely.
- ◆ Store used oil in a clean, rigid, screw capped plastic container.
- ◆ Don't mix used oil with other materials and never dump oil into the environment.
- ◆ Take used oil (up to 5 gallons per day) to a service station or retail store, during normal business hours, that sells oil (they are required by law to accept it at no charge, unless their holding tanks are temporarily full) or check with your local recycling center.

BUYING/RECYCLING LEAD-ACID BATTERIES

- ◆ It is illegal to dispose of lead-acid (vehicle) batteries in the trash.
- ◆ You will be charged a \$5 "return incentive payment" if a used battery is not returned at the time of purchase. The "return incentive payment" is refundable within 30 days from the date of purchase upon return of a used battery.
- ◆ Stores selling lead-acid batteries must accept, free of charge, up to two used batteries per month from any individual and post a sign stating they accept batteries for recycling.

FOR MORE INFORMATION ON RECYCLING
USED OIL AND LEAD-ACID BATTERIES,
CONTACT YOUR LOCAL RECYCLING
COORDINATOR OR CONTACT:

Bureau of Waste Reduction and Recycling
NYS Dept. of Environmental Conservation
50 Wolf Road
Albany NY 12233-7253

MV-3D (12/97)

Jump Frog Jump.

(30 copies
Iris ROHNP
p. 140



BT# 6099287448 PCS 3
DATE REC. 3/10/03 CLOSED 3/10/03
INITIAL ERRORS 2 FINAL 0
AUDITED BY yz REVIEWED EN

SEE OTHER SIDE
FOR INSTRUCTIONS
VER OTRO LADO
PARA INSTRUCCIONES



• BOTH "PLUG-IN"
AND STANDARD AUTO
FUSES

• COLLAR GRABS AND
HOLDS FUSE SECURELY

• SIMPLIFIES ACCESS
TO HARD TO
REACH AREAS

K&S TAR

MADE
IN U.S.A.

79A

Four Paws®

Quick-Fit® Muzzle



- Helps Stop Biting, Barking and Chewing.
- Allows Panting and Drinking.
- Strong Nylon Fabric Allows Strength and Comfort.
- Quick Fit Catch with Fully Adjustable Strap.
- Machine Washable.
- Difficult for Dogs to Remove with Their Paws.
- Used by Veterinarians, Trainers and Professional Handlers for Safety and Reliability.



For Medium Breeds

Size: 3

Black

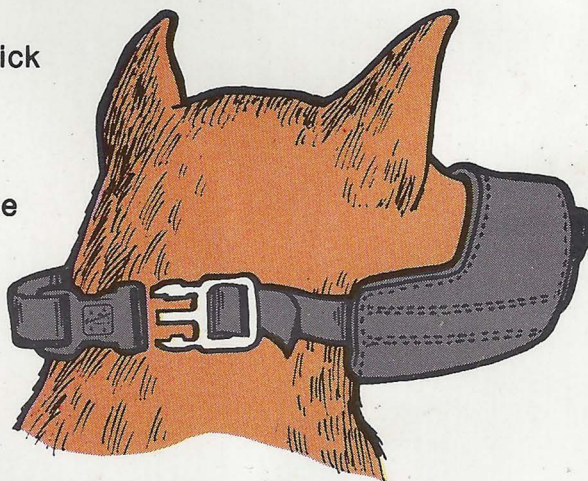
Item No. 59030

Four Paws®

Quick-Fit® Muzzle

DIRECTIONS FOR FITTING:


1. Place the Four Paws® Quick Fit Muzzle over the dog's snout. Be sure it is a comfortable fit.
2. Bring the straps behind the dog's head and ears and fasten the buckle.
3. Pull the end of the strap to adjust and secure the fitting. Be sure not to overtighten.
4. It is only necessary to adjust the strap once. After you have fitted the muzzle, only use the quick release buckle to remove or put the muzzle on again.



Size

AVAILABLE IN 8 SIZES

- 0 Tiny Dogs - Cavaliers, Miniature Dachshunds, Miniature Poodles, Yorkies.
- 1 Jack Russells, King Charles Spaniels, Pugs, Standard Dachshunds, Westies, Whippets.
- 2 Beagles, Border Collies, Cocker Spaniels, Springers, Standard Poodles, Dobermans.
- 3 Bull Terriers, Dobermans, German Shepherds, Labradors, Retrievers, Setters, Staffordshires.
- 4 Large Dogs - Bloodhounds, Danes, Pyreneans, St. Bernards, Wolfhounds.
- 4XL For extra large dogs that are listed in size 4 above.
- 5 Bull Mastiffs, Large Boxers, Rottweilers.
- 5XL For extra large dogs that are listed in size 5 above.



0 45663 59030 7



**Four Paws®
Products, Ltd.**
Hauppauge, NY
11788 - U.S.A.

Made in Taiwan to Four Paws Specifications.
Packaged in U.S.A.

IMPORTANT

Be a responsible dog owner, do not leave your dog muzzled for long periods. Seller makes no warranty, expressed or implied, when this product is used on dogs known to be vicious.

B/T# 6099143204 PCS 1
DATE REC 3/6/03 CLOSED 3/6/03
INITIAL ERRORS 0 FINAL 0
AUDITED BY C.W. REVIEWED EN

B/T# 6099083526 PCS 1
DATE REC 3/6/03 CLOSED 3/6/03
INITIAL ERRORS 0 FINAL 0
AUDITED BY C.W. REVIEWED EN

B/T# 6099083509 PCS 1
DATE REC 3/6/03 CLOSED 3/6/03
INITIAL ERRORS 0 FINAL 0
AUDITED BY C.W. REVIEWED EN

B/T# 6099083509 PCS 1
DATE REC 3/6/03 CLOSED 3/6/03
INITIAL ERRORS 0 FINAL 0
AUDITED BY C.W. REVIEWED EN

B/T# 6099063486 PCS 1
DATE REC 3/6/03 CLOSED 3/6/03
INITIAL ERRORS 0 FINAL 0
AUDITED BY C.W. REVIEWED EN

B/T# 6099083509 PCS 1
DATE REC 3/6/03 CLOSED 3/6/03
INITIAL ERRORS 0 FINAL 0
AUDITED BY C.W. REVIEWED EN

B/T# 6099083509 PCS 1
DATE REC 3/6/03 CLOSED 3/6/03
INITIAL ERRORS 0 FINAL 0
AUDITED BY C.W. REVIEWED EN

B/T# 6099083509 PCS 1
DATE REC 3/6/03 CLOSED 3/6/03
INITIAL ERRORS 0 FINAL 0
AUDITED BY C.W. REVIEWED EN

Additional charges might apply when calling from a mobile phone.
Card is valid for 90 days after first use. Calls are billed in 10 second increments.
To make another call, DO NOT hang up, press * to return to menu.
1) Dial 1 343 603 3717
2) Enter card number followed by # and listen for prompt
3) Enter card number followed by # and listen for prompt
4) Enter card number followed by # and listen for prompt

For complete terms, conditions and rates visit www.acecommunications.net.
Rates are subject to change without prior notice.
Services provided by Ace Communications Inc.
Prices are VAT inclusive.
Customer service: 1 800 841 3000
©2010 Ace Comm Inc

42324

REPLACED VEHICLE FOR

uses an ID card knowing that
it may be committing a misdemeanor.
if insurance is not in effect



the insured must coincide.

REPLACEMENT VEHICLE
VEHICLE CHANGE (RE-REGISTRATION) USING THE REPLACED VEHICLE'S
CURRENT REGISTRATION.

WHAT TO DO AT TIME OF ACCIDENT


1. Do not admit responsibility and make no statement regarding the accident except to the police or our Claims Representatives.
2. Do not reveal the amount or limits of your liability coverage to anyone.
3. Obtain names, addresses, and phone numbers of all occupants of other vehicle involved.
4. Obtain names, addresses, and phone numbers of all witnesses.
5. Report all accidents promptly by calling GEICO's toll-free number - 1-800-841-3000.

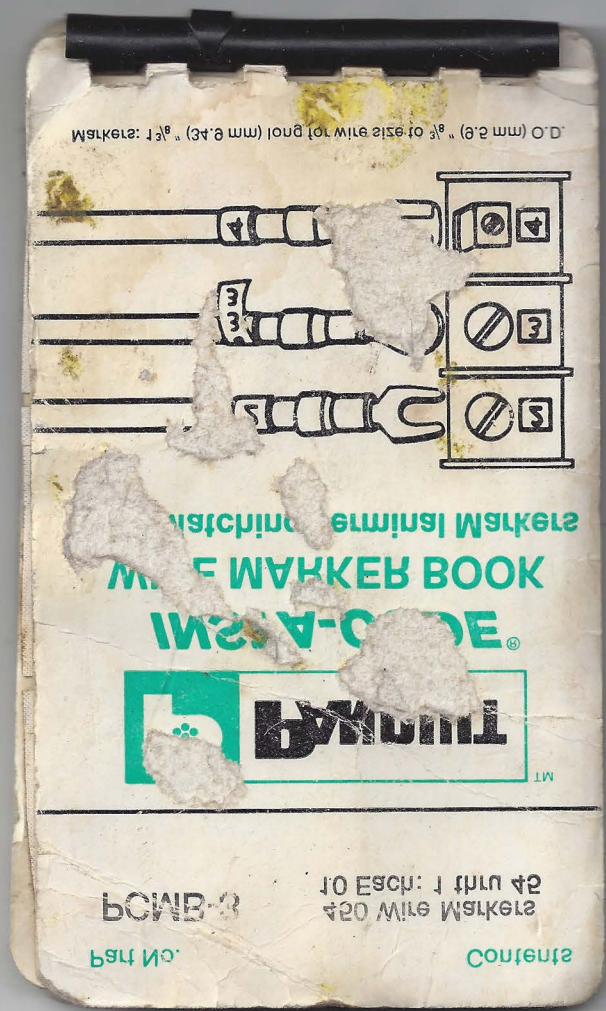
U-4NY (6-01)



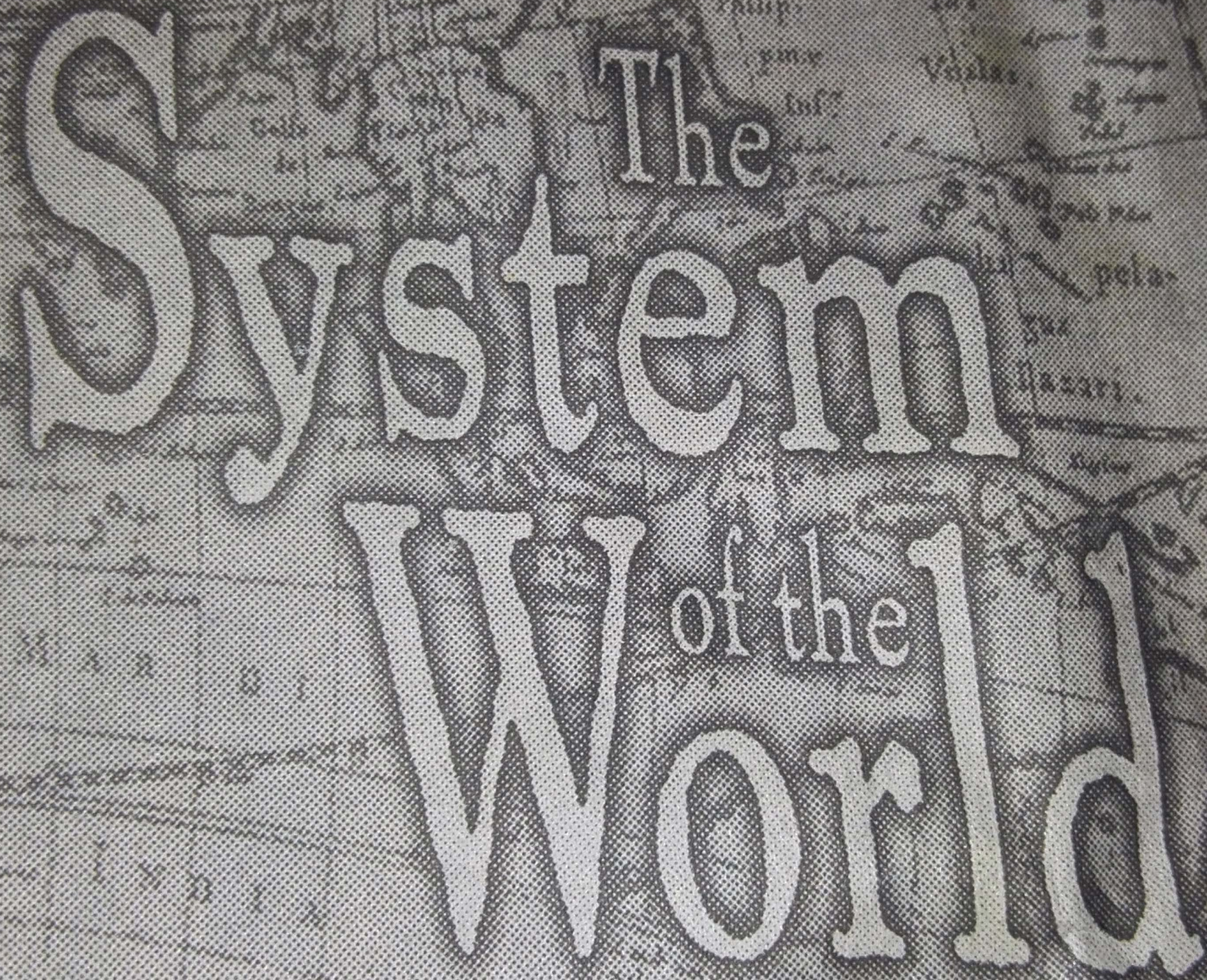
PWC-PK-3

60 @ 1" x 3"
(25.4 x 76.2mm)





LABRAT FUMER



The System of the World

Allison®

#8182

UNIVERSAL FILLER

✓ FOR POURING LIQUIDS INTO HARD TO REACH PLACES.

From Manhattan
BQE

to "Long Island Xway"
48 St.

to Grand Central Pkwy.
Exit @ "Linden Place"

to D'Amelio Bros.
123rd + 26 Ave



9/1/98 743,2



0 76040 08182 8

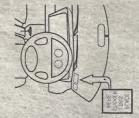
© 1989 Allison Corporation

MADE IN HONG KONG FOR
Allison CORP. LIVINGSTON, NEW JERSEY 07039-1693



APPLICATION INSTRUCTIONS

- Remove old sticker using window cleaner, and wipe the area clean and dry.
- Separate windshield sticker from registration receipt at perforations.
- Peel off liner covering the gold border of the sticker, starting at the black square in the lower right corner.
- Place sticker on windshield as shown on diagram and gently press the sticker against the windshield for a few seconds.



COLOR CODE GUIDE FOR LOCATING DIRECTIONAL SIGNAL WIRES

Note: Where two colors are listed for one wire, the first is the main color and the second is a thin stripe or trace which runs the length of the wire. Where there are 2 wires of a listed color — either may be used.

COLORS OF TURN-SIGNAL LIGHT WIRES					
CAR	YEAR	LEFT REAR	RIGHT REAR	LEFT FRONT	RIGHT FRONT
Rambler	1960,61,62	Orange	Black	Yellow	Brown
Rambler	1963,64,65,66	Orange	White	Yellow	Brown
Chrysler	1960,61,62,63,64,65,66	Dark Green	Brown	Light Green	Tan
Imperial	1960,61,62,63,64,65,66	Dark Green	Brown	Light Green	Tan
Dodge	1960,61,62,63,64,65,66	Dark Green	Brown	Light Green	Tan
Plymouth	1960,61,62,63,64,65,66	Dark Green	Brown	Light Green	Tan
Valiant	1960,61,62,63,64,65,66	Dark Green	Brown	Light Green	Tan
Comet	1960,61,62,63,64,65,66	Green & Orange	Orange & Blue	Green & White	White & Blue
Falcon	1960,61,62,63,64,65,66	Green & Orange	Orange & Blue	Green & White	White & Blue
Ford	1960,61,62,63,64,65,66	Green & Orange	Orange & Blue	Green & White	White & Blue
Fairlane	1960,61,62,63,64,65,66	Green & Orange	Orange & Blue	Green & White	White & Blue
Mustang	1964,65,66	Green & Orange	Orange & Blue	Green & White	White & Blue
Mercury	1960,61,62,63,64,65,66	Green & Orange	Orange & Blue	Green & White	White & Blue
Lincoln	1960,61,62,63,64,65,66	Green & Orange	Orange & Blue	Green & White	White & Blue
Thunderbird	1960,61,62,63,64	Green & Orange	Orange & Blue	Green & White	White & Blue
Thunderbird	1965,66	See Note *	See Note *	Green & White	White & Blue
Buick	1960,61,62,63	Dark Green & White	Light Green & Black	Dark Green	Light Green
Buick	1964,65,66	Yellow	Dark Green	Light Blue	Dark Blue
Cadillac	1960,61,62,63,64	Pink	Violet	Dark Blue	Light Blue
Cadillac	1965,66	Yellow	Dark Green	Light Blue	Dark Blue
Chevrolet	1960,61,62,63	Pink	Violet	Light Blue	Dark Blue
Chevrolet	1964,65,66	Black & Yellow	Dark Green	Black & Light Blue	Dark Blue
Oldsmobile	1960,61,62,63	Red	Green	Yellow	Blue
Oldsmobile	1964,65,66	Black & Yellow	Dark Green	Blk./Lt. Blue or Blue	Dark Blue
Pontiac	1960,61,62,63	Pink	Purple	Light Blue	Dark Blue
Pontiac	1964,65,66	Yellow	Dark Green	Light Blue	Dark Blue
Jeep Gladiator	1964,65,66	Light Blue	Orange	Yellow	Black
Wagoneer	1964,65,66	Light Blue	Orange	Yellow	Black
SMALL TRUCKS					
Chevrolet	1965,66	Black/Yellow	Dark Green	Black & Lt. Blue	Dark Blue
Chevy-Van	1965,66	Black & Yellow	Dark Green	Black & Lt. Blue	Dark Blue
Corvair	1965	Black & Yellow	Dark Green	Black & Lt. Blue	Dark Blue
Dodge	1965,66	Yellow	Green	Yellow	Green
Ford	1965,66	Yellow	Green	Green-White	White-Blue

*For '65 Thunderbird — connect 2 Blue leads to Green stop light wire at the stop light switch under the brake pedal.

urning on the ignition switch and therefore
rce.

ck-connect terminals, simply push female
male quick-connect terminal in fuse box.

nnect terminals, attach spade adapter to
ure 1) and make a spade terminal connec-
clock, light switch, or ignition switch (bat-

C. If connecting point does not permit use of female terminal or spade terminal,
simply snip off terminal of red lead wire, strip wire, make normal splice connection
and insulate with tape.

6 FINAL STEPS

- A. Reconnect battery.
- B. Plug flasher into receptacle at rear of switch. (See Figure 1.)

Note: For pilot circuit to operate, dash must be grounded — a ground provided to
switch housing.

FS-20 (11-76)

NEW YORK STATE INSURANCE IDENTIFICATION CARD

COMPANY
GOVERNMENT EMPLOYEES INSURANCE COMPANY
148
750 WOODBURY ROAD
WOODBURY, NEW YORK 11797

AN AUTHORIZED NEW YORK INSURER HAS ISSUED AN OWNER'S POLICY OF LIABILITY INSURANCE COMPLYING WITH ARTICLE 6 (MOTOR VEHICLE FINANCIAL SECURITY ACT) OF THE NEW YORK VEHICLE AND TRAFFIC LAW TO:

RENEWAL

STANLEY BLASOF
324 E 18TH ST
NEW YORK NY 10003

POLICY NUMBER
958-63-49
EFFECTIVE DATE
08/14/85
EXPIRATION DATE
08/14/86
Office issuing this card

Applicable with respect to the following motor vehicle:

YEAR 62 MAKE PLY VEHICLE IDENTIFICATION NUMBER 1126183555

U-369-A-NY (3-81)

SEE IMPORTANT MESSAGE ON REVERSE SIDE

R. C. Van Sumeray
AUTHORIZED REPRESENTATIVE

FS-20 (11-76)

NEW YORK STATE INSURANCE IDENTIFICATION CARD

COMPANY
GOVERNMENT EMPLOYEES INSURANCE COMPANY
148
750 WOODBURY ROAD
WOODBURY, NEW YORK 11797

AN AUTHORIZED NEW YORK INSURER HAS ISSUED AN OWNER'S POLICY OF LIABILITY INSURANCE COMPLYING WITH ARTICLE 6 (MOTOR VEHICLE FINANCIAL SECURITY ACT) OF THE NEW YORK VEHICLE AND TRAFFIC LAW TO:

RENEWAL

STANLEY BLASOF
324 E 18TH ST
NEW YORK NY 10003

POLICY NUMBER
958-63-49
EFFECTIVE DATE
08/14/84
EXPIRATION DATE
08/14/85
Office issuing this card

Applicable with respect to the following motor vehicle:

YEAR 62 MAKE PLY VEHICLE IDENTIFICATION NUMBER 1126180555

U-369-A-NY (3-81)

SEE IMPORTANT MESSAGE ON REVERSE SIDE

R. C. Van Sumeray
AUTHORIZED REPRESENTATIVE

FS-20 (11-76)

NEW YORK STATE INSURANCE IDENTIFICATION CARD

COMPANY
148 ☒ GEICO INS. CO.
100 ☐ GEICO INDEMNITY CO.

COMPANY
639 ☐ GEICO GENERAL INS. CO.

AN AUTHORIZED NEW YORK INSURER HAS ISSUED AN OWNER'S POLICY OF LIABILITY INSURANCE COMPLYING WITH ARTICLE 6 (MOTOR VEHICLE FINANCIAL SECURITY ACT) OF THE NEW YORK VEHICLE AND TRAFFIC LAW TO:

RENEWAL

STANLEY BLASOF
324 E 18TH ST
NEW YORK NY 10003-2872

POLICY NUMBER
958-63-49
EFFECTIVE DATE
08/14/87
EXPIRATION DATE
08/14/88
Office issuing this card

Applicable with respect to the following motor vehicle:

YEAR 62 MAKE PLY VEHICLE IDENTIFICATION NUMBER 1126188555

U-4-A-NY (10-86)

SEE IMPORTANT MESSAGE ON REVERSE SIDE

R. C. Van Sumeray
AUTHORIZED REPRESENTATIVE

FS-20 (11-76)

NEW YORK STATE INSURANCE IDENTIFICATION CARD

COMPANY
GOVERNMENT EMPLOYEES INSURANCE COMPANY
148
750 WOODBURY ROAD, WOODBURY, NEW YORK 11797

AN AUTHORIZED NEW YORK INSURER HAS ISSUED AN OWNER'S POLICY OF LIABILITY INSURANCE COMPLYING WITH ARTICLE 6 (MOTOR VEHICLE FINANCIAL SECURITY ACT) OF THE NEW YORK VEHICLE AND TRAFFIC LAW TO:

RENEWAL

STANLEY BLASOF
324 E 18TH ST
NEW YORK NY 10003-2803

POLICY NUMBER
958-63-49
EFFECTIVE DATE
08/14/86
EXPIRATION DATE
08/14/87
Office issuing this card

Applicable with respect to the following motor vehicle:

YEAR 62 MAKE PLY VEHICLE IDENTIFICATION NUMBER 1126188555

U-4-A-NY (7-84)

SEE IMPORTANT MESSAGE ON REVERSE SIDE

R. C. Van Sumeray
AUTHORIZED REPRESENTATIVE

FS-20 (11-76)

NEW YORK STATE INSURANCE IDENTIFICATION CARD

COMPANY
148 ☒ GEICO INS. CO.
100 ☐ GEICO INDEMNITY CO.

COMPANY
639 ☐ GEICO GENERAL INS. CO.

AN AUTHORIZED NEW YORK INSURER HAS ISSUED AN OWNER'S POLICY OF LIABILITY INSURANCE COMPLYING WITH ARTICLE 6 (MOTOR VEHICLE FINANCIAL SECURITY ACT) OF THE NEW YORK VEHICLE AND TRAFFIC LAW TO:

RENEWAL

STANLEY BLASOF
324 E 18TH ST
NEW YORK NY 10003-2872

POLICY NUMBER
958-63-49
EFFECTIVE DATE
02-14-89
EXPIRATION DATE
06-14-89
Office issuing this card

Applicable with respect to the following motor vehicle:

YEAR 62 MAKE PLY VEHICLE IDENTIFICATION NUMBER 1126188555

U-4-A-NY (10-86)

SEE IMPORTANT MESSAGE ON REVERSE SIDE

R. C. Van Sumeray
AUTHORIZED REPRESENTATIVE

FS-20 (11-76)

NEW YORK STATE INSURANCE IDENTIFICATION CARD

COMPANY
148 ☒ GEICO INS. CO.
100 ☐ GEICO INDEMNITY CO.

COMPANY
639 ☐ GEICO GENERAL INS. CO.

AN AUTHORIZED NEW YORK INSURER HAS ISSUED AN OWNER'S POLICY OF LIABILITY INSURANCE COMPLYING WITH ARTICLE 6 (MOTOR VEHICLE FINANCIAL SECURITY ACT) OF THE NEW YORK VEHICLE AND TRAFFIC LAW TO:

RENEWAL

STANLEY BLASOF
324 E 18TH ST
NEW YORK NY 10003-2872

POLICY NUMBER
958-63-49
EFFECTIVE DATE
08-14-88
EXPIRATION DATE
02-14-89
Office issuing this card

Applicable with respect to the following motor vehicle:

YEAR 62 MAKE PLY VEHICLE IDENTIFICATION NUMBER 1126188555

U-4-A-NY (10-86)

SEE IMPORTANT MESSAGE ON REVERSE SIDE

R. C. Van Sumeray
AUTHORIZED REPRESENTATIVE

FS-20 (11-76)

NEW YORK STATE INSURANCE IDENTIFICATION CARD

COMPANY
148 ☒ GEICO INS. CO.
100 ☐ GEICO INDEMNITY CO.

COMPANY
639 ☐ GEICO GENERAL INS. CO.

AN AUTHORIZED NEW YORK INSURER HAS ISSUED AN OWNER'S POLICY OF LIABILITY INSURANCE COMPLYING WITH ARTICLE 6 (MOTOR VEHICLE FINANCIAL SECURITY ACT) OF THE NEW YORK VEHICLE AND TRAFFIC LAW TO:

RENEWAL

STANLEY BLASOF
324 E 18TH ST
NEW YORK NY 10003-2872

POLICY NUMBER
958-63-49
EFFECTIVE DATE
06-14-89
EXPIRATION DATE
02-14-90
Office issuing this card

Applicable with respect to the following motor vehicle:

YEAR 62 MAKE PLY VEHICLE IDENTIFICATION NUMBER 1126188555

U-4-A-NY (10-86)

SEE IMPORTANT MESSAGE ON REVERSE SIDE

R. C. Van Sumeray
AUTHORIZED REPRESENTATIVE

FS-20 (11-76)

NEW YORK STATE INSURANCE IDENTIFICATION CARD

COMPANY
148 ☒ GEICO INS. CO.
100 ☐ GEICO INDEMNITY CO.

COMPANY
639 ☐ GEICO GENERAL INS. CO.

AN AUTHORIZED NEW YORK INSURER HAS ISSUED AN OWNER'S POLICY OF LIABILITY INSURANCE COMPLYING WITH ARTICLE 6 (MOTOR VEHICLE FINANCIAL SECURITY ACT) OF THE NEW YORK VEHICLE AND TRAFFIC LAW TO:

RENEWAL

STANLEY BLASOF
324 E 18TH ST
NEW YORK NY 10003-2872

POLICY NUMBER
958-63-49
EFFECTIVE DATE
02-14-90
EXPIRATION DATE
08-14-90
Office issuing this card

Applicable with respect to the following motor vehicle:

YEAR 62 MAKE PLY VEHICLE IDENTIFICATION NUMBER 1126188555

U-4-A-NY (10-86)

SEE IMPORTANT MESSAGE ON REVERSE SIDE


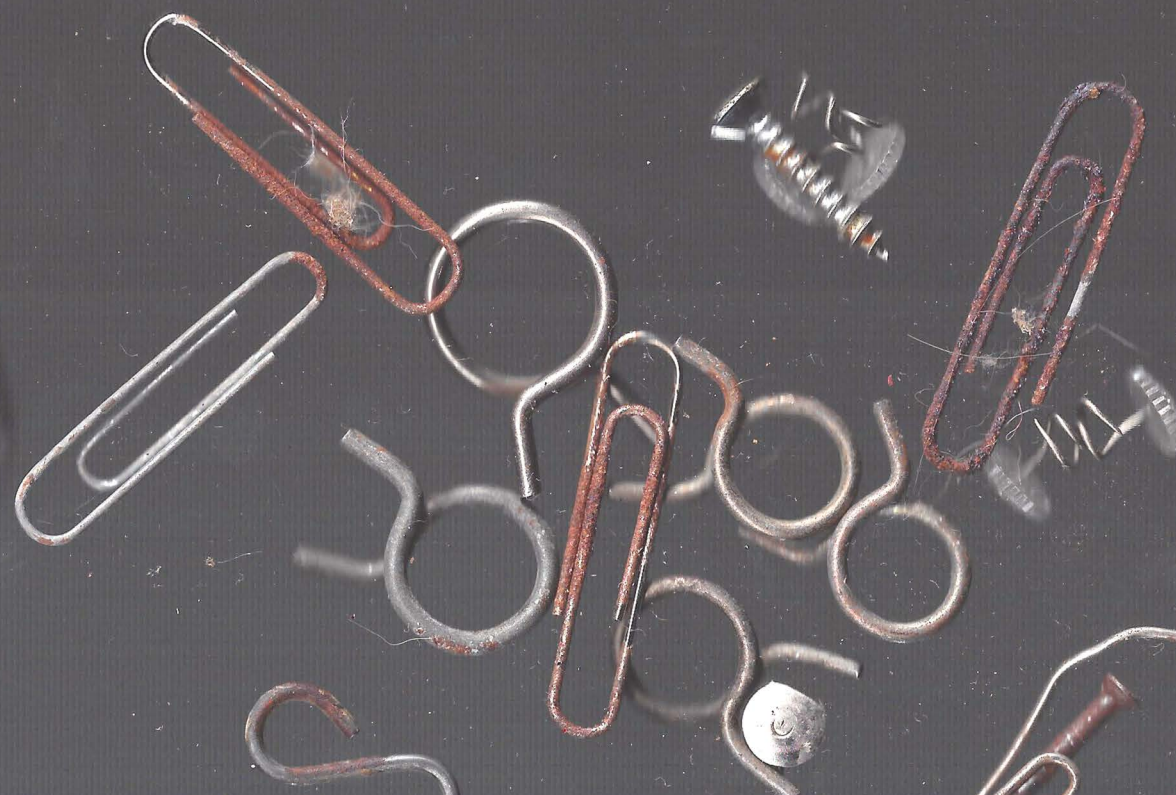
R. C. Van Sumeray
AUTHORIZED REPRESENTATIVE

VIII
TOOLS (A)

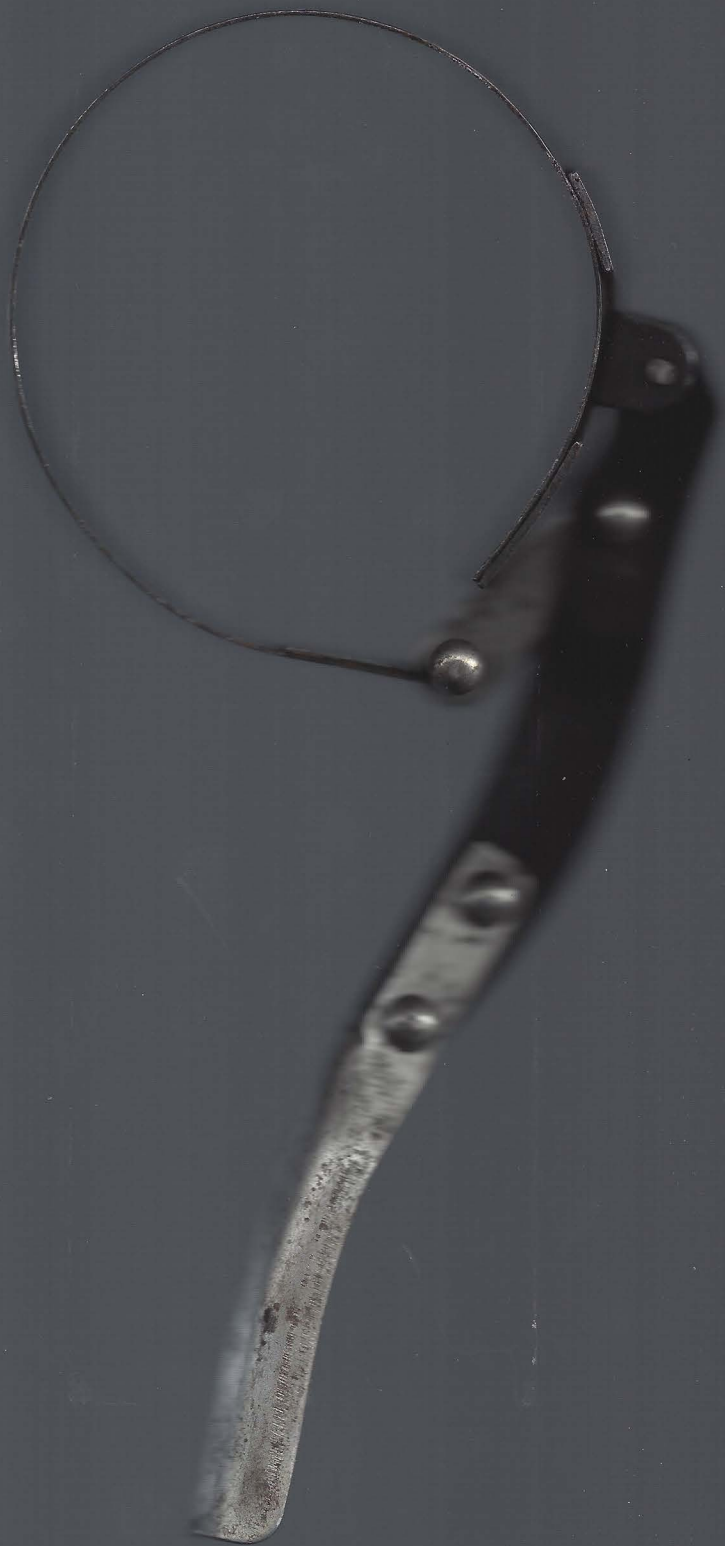
Tools Discovered at the Site














CHROME-PLATED, PROFESSIONAL QUALITY

Herbrand
SINCE 1881

13 Pc. 1/4" Drive Socket Set

NO. 01214

CONTENTS: SOCKETS 3/16 - 7/32 - 1/4 -

9/32 - 5/16 - 11/32 -

3/8 - 7/16 - 1/2,


2" EXTENSION, REV. RATCHET,
SPINNER, METAL BOX.

MULTIPURPOSE QUALITY TOOLS ...

FOR CARS FOR HOMES FOR BOATS FOR INDUSTRY

THE TRIANGLE CORPORATION - ORANGEBURG, S.C. 29115



















UGH

SAD!



Puppy Mill







IX
DRAWINGS 2

Drawings That Belong to First Child

CONVERSION TABLES



LENGTH

1 meter (m) = 100cm	1,000 mm
1 millimeter (mm) = .001 m	
1 centimeter (cm) = .01 m	
1 decimeter (dm) = .1m	
1 deca-meter (dkm) = 10 m	
1 hectometer (hkm) = 100 m	
1 kilometer = 1,000 m	

CAPACITY

1 liter (l) = 100 cl	1,000 ml
1 milliliter (ml) = .001 l	
1 centiliter (cl) = .01 l	
1 deciliter (dl) = .1 l	
1 deca-liter (dkl) = 10 l	
1 hectoliter (hl) = 100 l	
1 kiloliter (kl) = 1,000 l	

WEIGHT

1 gram (g) = 100 cg	1,000 mg
1 milligram (mg) = .001 g	
1 centigram (cg) = .01 g	
1 decigram (dg) = .1 g	
1 decagram (dkg) = 10 g	
1 hectogram (hg) = 100 g	
1 kilogram (kg) = 1,000 g	

METERS YARDS INCHES

1,000	1,093	39.37
.914	1,000	36.00

CENTIMETERS INCHES FEET

1,000	.394	.0328
2.54	1,000	.0833
30.48	12.00	1,000

KILOMETERS MILE

1,000	.621
1.609	1,000

GRAMS OUNCES POUNDS

1,000	.035	.002
453.59	1,000	.0625
1,000.00	35.274	2.205

KILOGRAMS OUNCES POUNDS

1,000	35.274	2.205
.028	1,000	.0625
.454	16.00	1,000

LITERS PINTS QUARTS GAL.

1,000	2.113	1.057	.264
.0473	1,000	.5	1.25
3.785	8.000	4.000	1,000

Multiplication Table

1	2	3	4	5	6	7	8	9	10	11	12
2	4	6	8	10	12	14	16	18	20	22	24
3	6	9	12	15	18	21	24	27	30	33	36
4	8	12	16	20	24	28	32	36	40	44	48
5	10	15	20	25	30	35	40	45	50	55	60
6	12	18	24	30	36	42	48	54	60	66	72
7	14	21	28	35	42	49	56	63	70	77	84
8	16	24	32	40	48	56	64	72	80	88	96
9	18	27	36	45	54	63	72	81	90	99	108
10	20	30	40	50	60	70	80	90	100	110	120
11	22	33	44	55	66	77	88	99	110	121	132
12	24	36	48	60	72	84	96	108	120	132	144

Table of the Cubic Measure

1728 cubic inches	= 1 cubic foot
27 cubic feet	= 1 cubic yard
128 cubic feet	= 1 cord of wood
24 3/4 cubic feet	= 1 perch of stone

NOTE: A cord of wood is a pile 8 feet long, 4 feet wide, and 4 feet high. A perch of stone or brick is 16 1/2 feet long, 1 1/2 feet wide, and 1 foot high.

Table of Avoirdupois Weight

16 drams	= 1 ounce (oz.)
16 ounces	= 1 pound (lb.)
100 pounds	= 1 hundred-weight (cwt.)
2000 pounds	= 1 ton (T.)
2240 pounds	= 1 long ton (LT.)

Table of Troy Weight

24 grains (gr.)	= 1 penny-weight
20 penny-weights	= 1 ounce (oz.)
12 ounces	= 1 pound (lb.)

Table of Circular Measure

60 seconds (")	= 1 minute (')
60 minutes	= 1 degree (°)
360 degrees	= 1 circumference
A degree of the earth's surface of a meridian = 69.16 miles at the equator.	

Table of Apothecaries' Weight

3 scruples (gr.)	= 1 scruple
3 scruples	= 1 dram
8 drams	= 1 ounce
12 ounces	= 1 pound (lb.)

Table of Time Measure

60 seconds	= 1 minute
60 minutes	= 1 hour
24 hours	= 1 day
7 days	= 1 week
30 days	= 1 calendar month
12 months	= 1 year
365 days	= 1 common year
100 years	= 1 century

Table of Dry Measure

2 pints (pt.)	= 1 quart (qt.)
8 quarts	= 1 peck (pk.)
4 pecks	= 1 bushel (bu.)
1 cord	= 128 cu. ft.

Table of Liquid Measure

4 gill (gi.)	= 1 pint (pt.)
2 pints	= 1 quart (qt.)
4 quarts	= 1 gallon (gal.)
31 1/2 gallons	= 1 barrel (bb.)
2 barrels	= 1 hogshead (hhd.)

Table of Paper Measure

24 sheets	= 1 quire
20 quires	= 1 ream
10 reams	= 1 bale

Table of Linear Measure

12 inches	= 1 foot
3 feet	= 1 yard
1.5 - 1.6 m (5 - 5 1/2 yds.)	= 1 furlong
660 feet	= 1 rod
320 rods (5280 ft.)	= 1 mile

Miscellaneous Measures

12 units	= 1 dozen
12 doz.	= 1 gross
12 gr.	= 1 great gross
20 units	= 1 score
1 hand	= 4 inches
1 fathom	= 6 feet
1 knot	= 6086 feet
3 knot	= 1 league
1 bu. potatoes	= 60 lbs.
1 barrel flour	= 196 lbs.
1 cu. ft. of water	= 7.48 liquid gals.

Diameter of circle x 3.1416 = circumference
Diameter of circle square x .7854 = area
Atmospheric pressure is 14.7 lbs. per sq. in. at sea level
13 1/2 cu. ft. of air weighs 1 lb.





Table of Surface Measures


144 sq. in.	= 1 sq. ft.
9 sq. ft.	= 1 sq. yd.
30 1/4 sq. yds.	= 1 acre
160 sq. rods	= 1 acre
640 acres	= 1 sq. mile
An acre measures 208.71 ft. on each side.	
A section of land is 1 sq. mile.	
A quarter section is 160 acres.	
A township is 36 sq. miles.	






TAXI


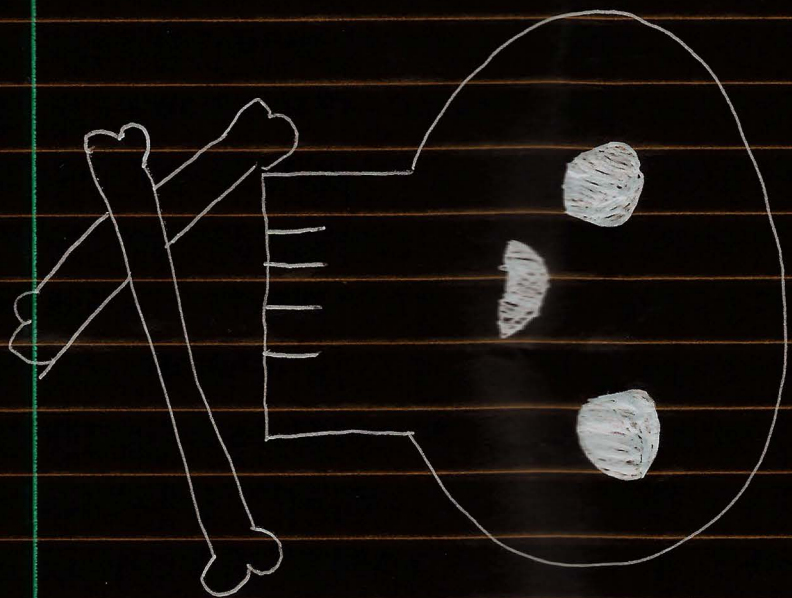








What are
those




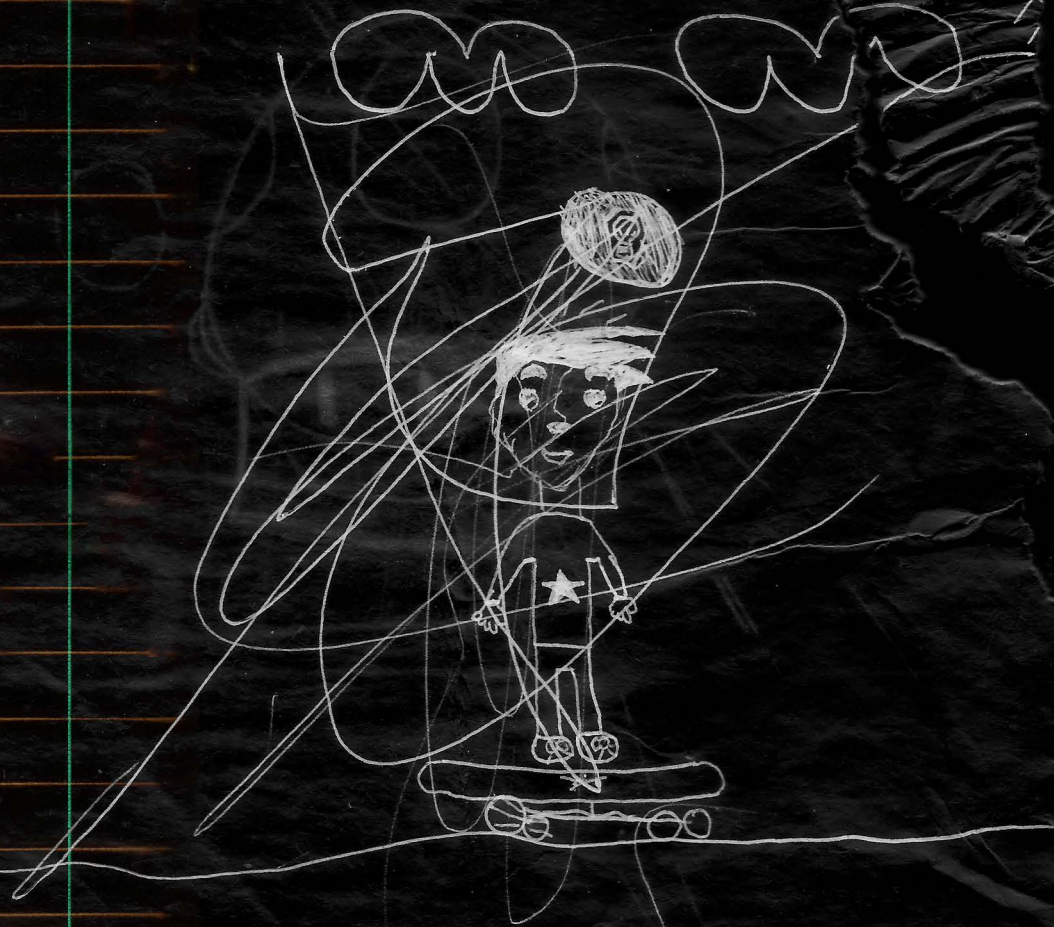



③ ③
m₃m









X

BUILDING 3 (B)
or
“VALIANT”

Valiant Vehicle That Belongs to Building Three







V A L I A N T







VALIANT









life cycle customs

'Thou see'st, my child, as promise-bound,
I bid the trump for tourney sound.
Take thou my warder, as the queen
And umpire of the martial scene ;
But mark thou this:—as Beauty bright
Is polar star to valiant knight,
As at her word his sword he draws,
His fairest guerdon her applause,
So gentle maid should never ask
Of knighthood vain and dangerous task ;
And Beauty's eyes should ever be
Like the twin stars that soothe the sea,
And Beauty's breath shall whisper peace,
And bid the storm of battle cease.



XI

APPENDIX A

Carnage and Glory,
Legends and Lies,
A Marriage of Old and New,
With Flowers.





DOWNTOWN

EXPRESS

THE NEWSPAPER OF LOWER MANHATTAN

VOL. 11 • ISSUE 22 • MARCH 16 - MARCH 29, 1999



photo by Corky Lee



The Womb as Photo Studio

Firms Offer Portraits of the Baby-to-Be, Despite Warnings of Pot

BELL

many expectant par-
ound. The fuzzy images
ring an examination in
e prized by couples,
g friends and relatives.
on this phenomenon, a
selling elective tra-
with neonatal hith.
l offices or shoeing
studios and use wer
produce more realistic
chines.

ay from about \$ for a
arily to determine the
our session th is re-
DVD and inclies col-

als warn of pential
ry ultrasounds those
nations say th are

att Evans, a vyer,
Baby Insight baby



Top left, Womb's Window; left and above, Baby Insight
PHOTOGENIC Images from elective ul-
trasounds. The procedure is becom-
ing more popular but has detractors.

-insight.com), about a
to see their baby and h
with their baby."

Mr. Evans said his
more than 2,000 ultras
location, in Potomac,
priced package, for \$26
ground music, one 8-by
size color photos, four
chance for friends and
ultrasound images as t
screen in the company's

Mr. Evans said hi
that the ultrasounds are
for a doctor's exam.

Shirlesa Glaspie, 2
went an ultrasound at B
when she was about 30
site, the company reco
performed between 28 a
results). Ms. Glaspie s
"scary," have made the

"He's yawning, he
smiles," she said. "It
what's going on when

Continue



Bronze rabbits, leaping, gambling, dancing

Putting some whimsy into the spring gardening plan

By FRANK McALONAN

A blizzard of garden catalogs is filling New York mail boxes. Feasting on their photos of Green Giant cedars, flowering white cherries, Ruffled Velvet iris and Desert Peace roses, gardeners are thinking spring, drawing up their plot plans and filling out the order forms. For slackers, duplicate catalogs are already en route.

But windowsill, roof or yard variety gardener, there's no need to stop at trees, shrubs, perennials and annuals. The Folly Shop on White St. specializes in adding the fanciful touch.

Drawing on the tradition of the 16th Century garden folly, a building that exists for no other reason than to amuse the eye, or make the viewer scratch his head in wonder and puzzlement, the shop has assembled a fantasy land of garden accents inside its glass storefront.

Framed by 17-foot weathered concrete walls, a grouping of three-foot bronze rabbits hold paws in a dancing pose to muted strains of Mozart. In the background a Roman arch leads to a marble fountain and green boxwood hedges. Classical limestone planting urns and mythical gods on pedestals, oversized Umbrian red pots and stone

approval before creating the statue in marble or bronze." Apollo is \$18,000.

The Folly imports most of its stock of 18th and 19th Century pieces from England, Italy and France. With increasing awareness of decorative garden ornaments as art, there's growing resistance to their export. The French are up in arms, Flores said, over Japanese interests buying up chateaus and manor houses and stripping their fireplaces, wood-paneled libraries and garden statuary for export. Some Folly pieces come from

American estates being sold off for development, or from retirees moving to smaller digs. Virtually everything is original.

"We sell to decorators, architects, landscape designers, people who love

gardening," Flores said. "I love the energy of this place and being around objects that have been part of the world for centuries." Folly pieces also show up in movie and stage sets.

Buying the garden piece is one part of the equation. Equally important is working it into the landscape for eye contact.

"Sometimes a client says put it in the middle of the garden," Flores said. "When we look at the site we may suggest another placement that works better with sight lines and garden light."

'I love the energy of this place and being around objects that have been part of the world for centuries.'




photo by Lorenzo C

Raul Flores with the dancing rabbits

In a back corner, more bronze rabbits were leaping, gamboling, dancing, ready for just about any spot in the spring garden.

**Folly 13 White St. (off W. Broadway)
925-5012.**

To the Editor:
Mr. Goldberger hits the mark when he criticizes the Disneyfication of children's literature. He has not failed to go far enough. He suggests that children's literature be told in stories like "Snow White and the Seven Dwarfs" rather than "The Little Prince" or "The Red Shoes" adult literature diluted."

The child psychologist Bruno Bettelheim, in his book *The Uses of Enchantment*, argues that children's literature should be "a kind of magic that helps them to understand the world and themselves." He argues that children's literature should be "a kind of magic that helps them to understand the world and themselves." He argues that children's literature should be "a kind of magic that helps them to understand the world and themselves."

Repairs to all 3 bridges 'puzzling' to Downtowners

BY JOSH ROGERS

Lanes to all three East River bridges in Lower Manhattan will be closed next month and the J, M, Z lines will stop at the Williamsburg Bridge, which will affect 90,000 subway riders a day.

"Age, normal wear and tear" is how Henry Perahia, chief engineer for the city Dept. of Transportation described the reasons for the change.

Anyone who has driven over the Williamsburg, Manhattan, or Brooklyn Bridges recently would not be surprised that they are in need of repair -- in fact some of the repairs are already underway.

But some wonder if it is necessary to work on all three bridges at the same time, with the likelihood that traffic tieups will follow, even if work is scheduled for off-hours.

"They say all three need it right now, and all three can't wait," said Paul Goldstein, district manager of Community Board 1. "It does seem a little puzzling."

Goldstein said by doing the road work at night it will of course mitigate the traffic problems, but "obviously this is going to generate noise. Southbridge Towers has a building that's right by the bridge. Smith Houses is right near the bridge."

"Will it be silent," Perahia asked. "No. But it's not the same noise as with a jack hammer."

He said the Williamsburg and Manhattan work was planned all along, but engineers were surprised last year at the state of disrepair to the Brooklyn Bridge's deck.

"We saw the deck below the wearing service and realized it would not last another five years," he said, adding at best it had another year.

The Brooklyn Bridge's deck will have to be replaced piece by piece. Two crews will start at each end of the bridge.


The city has put in substantial rewards and harsh penalties to ensure contractors do the work as quickly as possible on the Brooklyn and Williamsburg Bridges.

Perahia said of the three, the Williamsburg is in the worst condition because of the 96-year-old train tracks. J, M, Z trains will not be able to cross the bridge for six months, affecting 90,000 riders a day according to the M.T.A.

"I wouldn't say it's poorly constructed," Perahia said of the Williamsburg. "I would say, its time has come."


He said it is possible theoretically to keep one train track open, but given that workers

continued on page 14




photos by Lorenzo Ciniglio


Brooklyn Bridge: Construction from April 18-Oct. 8.



Manhattan Bridge: Construction from April 30, 1999 - March 31, 2001.




Williamsburg Bridge: Construction from April 23-Oct 10.





XII

DRAWINGS 3




*Drawings That Belong to Building Three
Particularly but not Exclusively*

THE LAB
T2N1 A@A
NO2 EHT

NO2 EHT

THE LAB
T2N1 A@A
NO2 EHT






to close:

seq 1


seq 2





to open

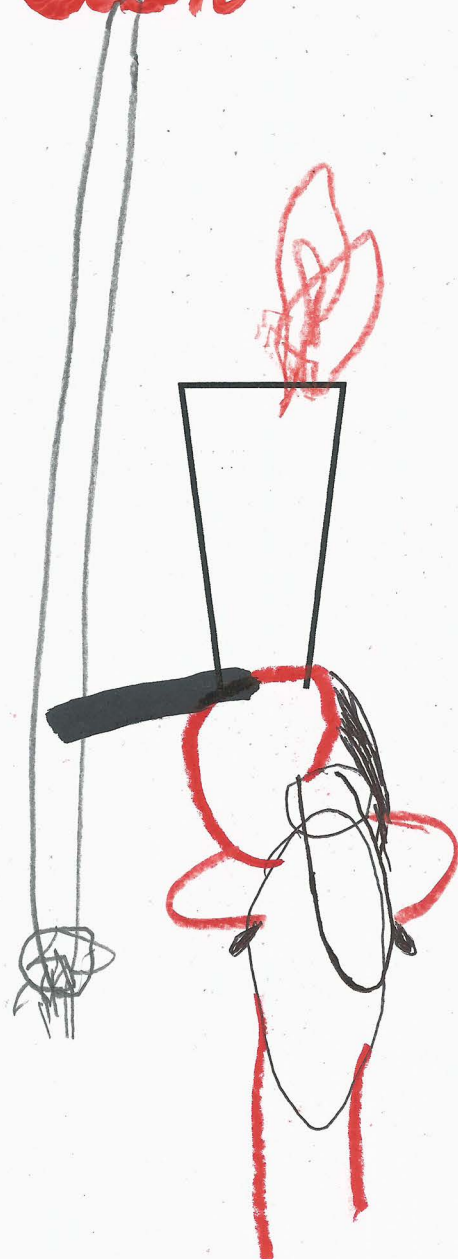
seq 2

seq 1



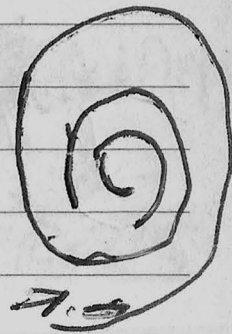



Lion



f k' 7 2 d
 f k' 7 2 d
 f k' 7 2 d



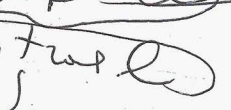

powder:

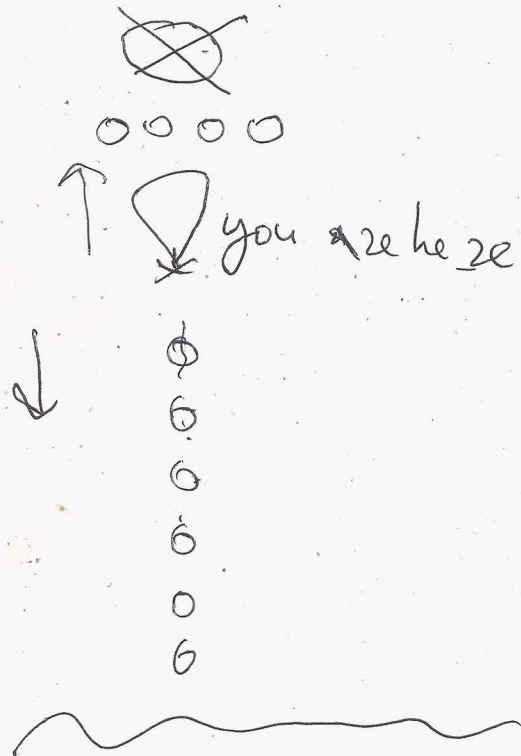


FLOWER

TEMPLE

BLACK ↔ WHITE

turn yourself ahead 
 follow the growing shadow 
 if cerberus ~~is~~ to dog spell
 if anded ~~is~~ coin ob
 6 x 4 coins ~~to~~ circle sub
 walk backwards 




trap 2



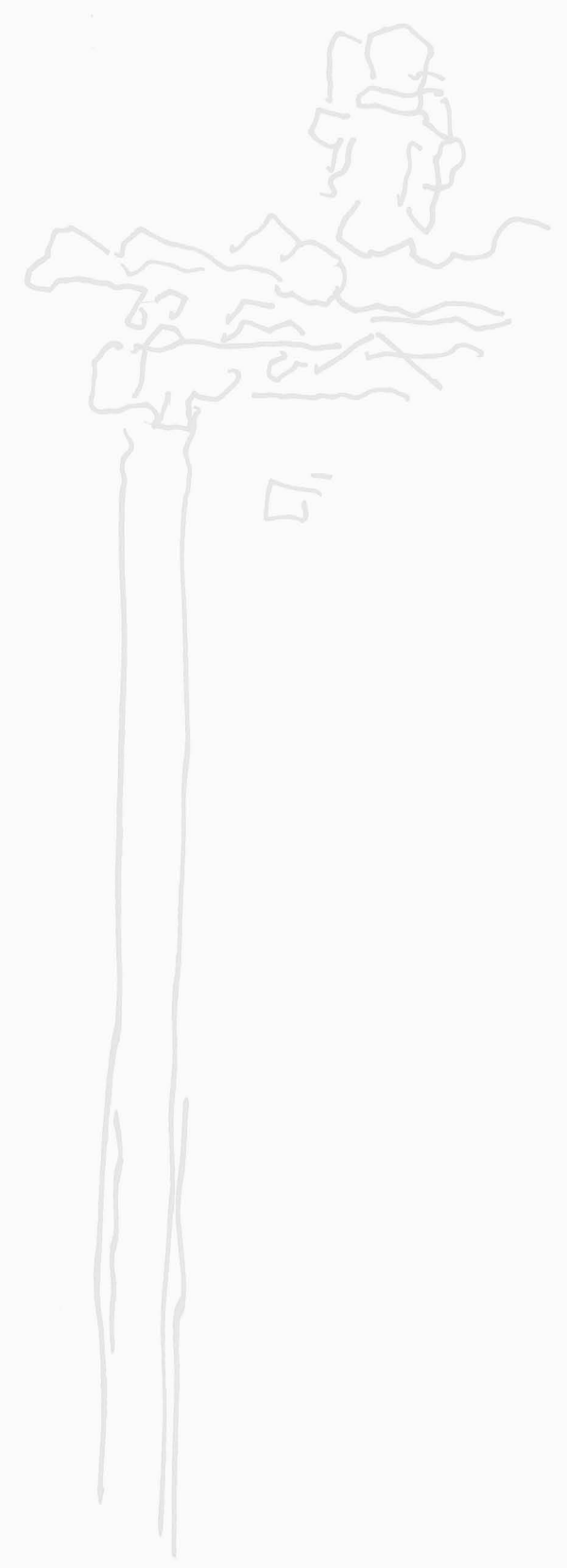





depth
internal



not fine
fine





THE LIST OF WHOM I MET:

~~SECRET~~ got too ~~SECRET~~ Friend.

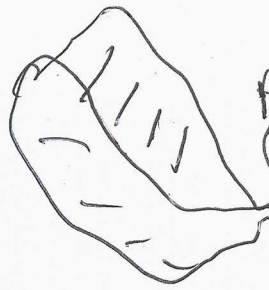
I gave him hair and blood

Sad boy - he is crying but M. ensures him of his bravery
Delivery girl (W.)

CORRECT

this is the removal
we've removed from
VEIL THE HT
AND THY SIGHT TODAY
IS BEING CORRECT


JEAL
OVSY



PROMOTION


ANGER

ARTIF
ICE



CRV
ELTY


DISG
VISE




FISH

SUN

REPLI
MOITAD



BEAVTY

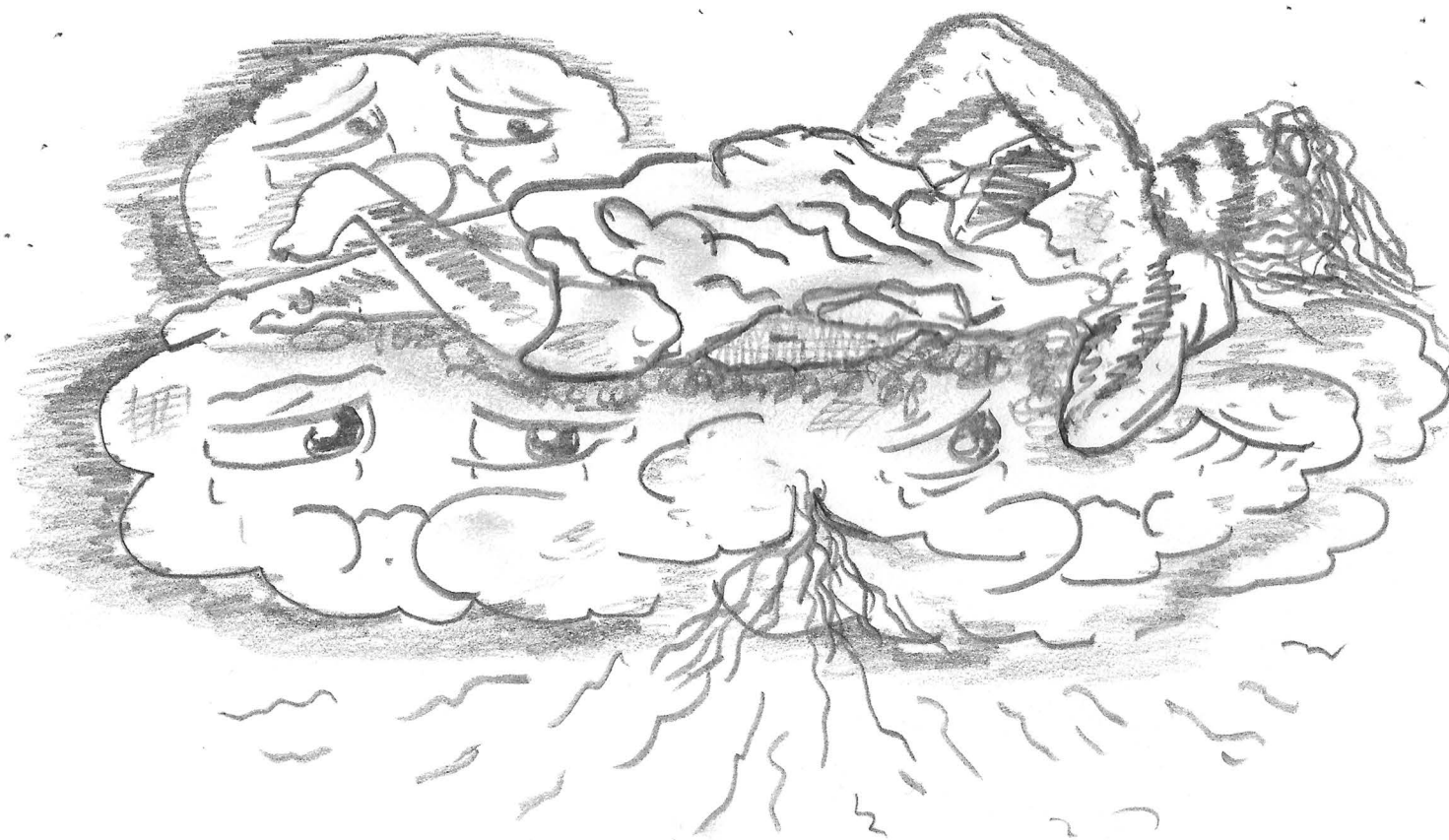


retention
protection
retention


N








PINESTEIN









9000 Fifth Avenue • Brooklyn, N.Y. 11209 • (718) 836-9222 • Fax (718) 833-8831



3 days: NO SUN, SILVER.








[illegible]

Blank lined paper with faint, illegible markings.

A black and white photograph of a heavily scribbled notebook page. The page is filled with dense, dark, chaotic lines, likely made with a pen or pencil, covering most of the writing area. The scribbles are dense and layered, obscuring any text that might have been there. The edges of the page are visible, showing the binding on the left and the rounded corners on the right.



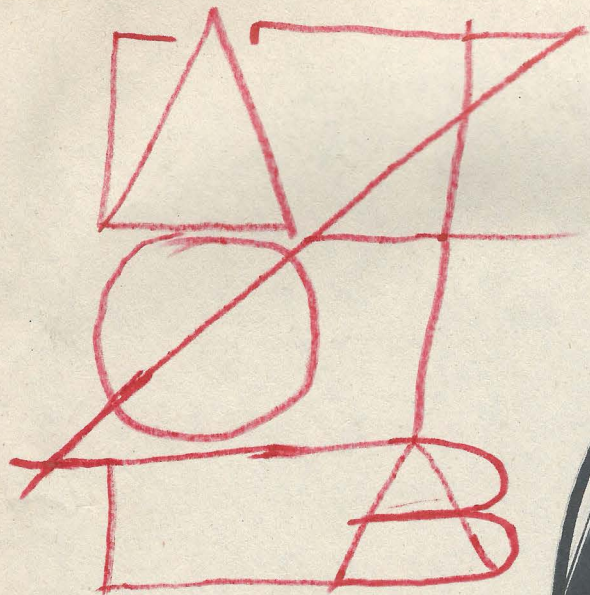
EGO SUM QVITE PETO
ET V D D E R E QVEO




9000 Fifth Avenue • Brooklyn, N.Y. 11209 • (718) 836-9222 • Fax (718) 833-8831



9000 Fifth Avenue • Brooklyn, N.Y. 11209 • (718) 836-9222 • Fax (718) 833-8831



X



LOQVEG V
HRAB










Aggressive Heating

Energy • Service • Installation

**RAY
RIDGE**
FUEL




YOURSELVES
\$ \$ \$ \$ \$






RIGHT
the two eggs
yourself and


EPANNHI



IMAGE
















Aggressive Heating

Energy • Service • Installation




9000 Fifth Avenue • Brooklyn, N.Y. 11209 • (718) 836-9222 • Fax (718) 833-8831


Aggressive Heating

Energy • Service • Installation



9000 Fifth Avenue • Brooklyn, N.Y. 11209 • (718) 836-9222 • Fax (718) 833-8831





EXHIBIT

ADOR:

1/5


TITLE

English

TP - TRAIL PRINT

AP - ARTIST PROOF


CTP - COLOR TRAIL PROOF



6 Meanwhile in the
6 Y IIIA



one of the last days
JERBAHATI



1994



OVER-TO-TO
 WITH EXCEL 02 40
 actual 227MAN

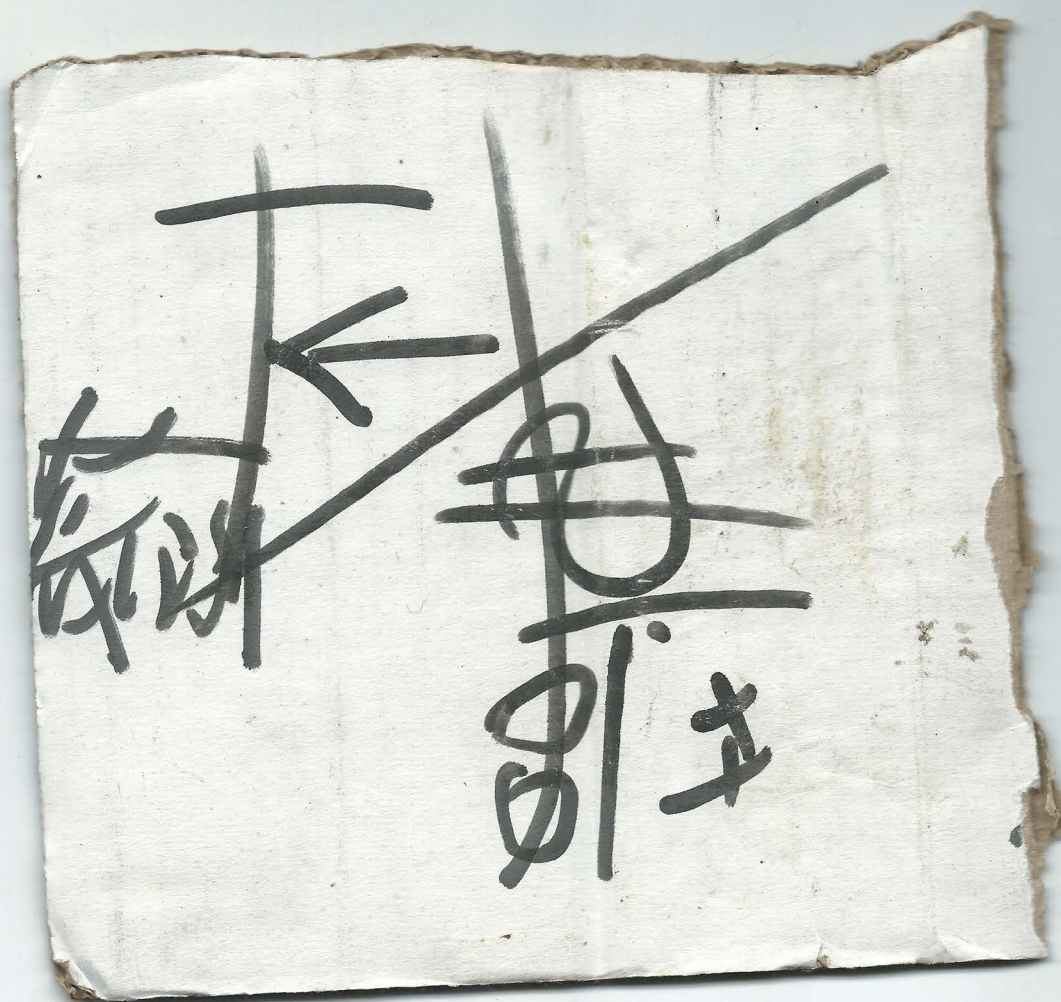
IN THE WTEY



one of the last
days
(w Gabriel)



XIII
TOOLS (B)



Tools Taken Home

















BAUSCH & LOMB
WITA CHAMPIONSHIPS














XIV

APPENDIX B



*Congratulations
on your new*
BABY GIRL!

Remove wrap before
placing in envelope.

A vertical illustration of a night sky. A large, pale yellow crescent moon is the central focus, set against a deep blue background. The sky is filled with numerous stars of varying sizes and colors, including white, yellow, and orange. A few small, dark, comet-like streaks are also visible. The entire scene is framed by a light blue border.

You'll be
over the
moon,
You'll be
wowed
and proud...
Congrats and
welcome
to the
parenting
crowd!

WELCOME



MAY THE PEACE OF
THE LORD BE WITH
YOU

___ I AM VISITING

___ I WOULD LIKE A PERSONAL
VISIT

___ I DON'T HAVE ENVELOPES
BUT WOULD LIKE SOME

___ I FORGOT MY ENVELOPES
TODAY. MY ENVELOPE
NUMBER IS ___

Name _____

Address _____

City/Zip _____


Telephone _____ Amount \$ _____

✦ NCS 1525




Wishing you whatever you need the most.








Praying for your peace.





Joshu
@*♥*♥*♥
Sha-Liss
~~~~~

Joshua  
#  
Sha-Liss  
@♥♥♥





# XV

## DRAWINGS 4

*Drawings That Belong to Second Child*






















































































































# XVII

## APPENDIX C































GOOD LUCK  
WITH EVERYTHING!  
LISA



WE LOVE YOU LIZ!  
THANK YOU!!

Good  
luck Liz!  
-Shirley

Skate on Liz!  
[Signature]

Hey Liz!!!!  
You are the best  
hostess ever!!

Mark

We'll miss you.  
Happy Trails!  
-Team

Good luck  
Liz!

Grace

What a surprise!  
You will be missed.  
All the best.  
Cora xoxo

Liz!!  
I can't believe  
you are leaving  
us! (well S&A  
of) you will be  
missed; we still  
need to hang out +  
get the dogs  
together  
xoxo  
~ Amelia

Good Luck!  
Ben

BEST OF LUCK!  
-Meytal

YOU ARE A GEM.  
I will truly miss working  
with you though, I am  
so excited to see the  
AMAZING THINGS you'll  
get up to next. THANK  
YOU SO MUCH & PLEASE  
DON'T BE A STRANGER, NEIGHBOR,  
XOXOXOXO, KB



YMM+!  
get it.  
X K



BEST OF LUCK IN NEW ENDEAVORS!

LIZ!  
I will miss  
our banterful  
conversations  
XO Madeline

Liz  
I will miss you  
Wilson. P.  
Good Luck  
Everyone  
Liz - hope to  
see you around  
soon!  
Zandy

LIZ!  
Even though you  
don't know how to  
make a sandwich...  
I'll miss - Anastasia

I've had tons of fun  
working with you! Hope  
everything in your future  
remains as bright as you  
are! Best of luck.  
Kenny

LOVE You LIZ  
XO Claire

Thanks for everything!  
Good Luck!  
Kenny

Liz  
Miss you  
RASHEN

Liz,  
Thank you so much  
for teaching me and  
helping me out with my  
first restaurant experience.  
I could not have done  
it without you!  
Good luck!  
- Jackie







# XVIII

## DRAWINGS 5

*Drawings That Belong to Third Child*



199  
24  
432

*Lophoceros*

155  
30  
105

1333

3 4000


13333

9000

4000


10000

10






Prince Hans is visiting Arendelle for a royal celebration.





Anna falls for Hans on their very first meeting.





The giant snowman chases Kristoff and Anna  
through the forest.



Samantha Mathy



The icy blast from Elsa makes Anna start to freeze.



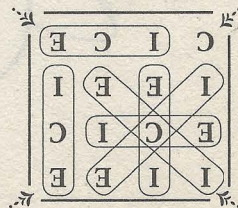



Hans won't kiss Anna. He leaves her to freeze instead!





Time is running out for Anna!  
 How many times can you find ICE in the puzzle?  
 Look up, down, forward, backward, and diagonally.
















































5V-4GT  
CABLE  
TIME WARNER  
5-1002MMHz  
SPLITTER



































XX


EPILOGUE



Your the Sweetest  
Woman Ive ever  
met. I love you  
with all of my Heart!

I Will Never forget  
you. Ive Never loved  
anyone as much as I  
Love you. Sincerely  
Love you! Gage Quinches



(you Think i don't Listen) <sup>NO NO</sup>  
stop That shit I <sup>Kimberly</sup> <sup>Now</sup>  
LISTEN I'm not A Dumb or  
Stupid Bitch i love you VERY  
much i think all of my heart  <sup>Bump</sup>  
But my hearts Big Like you can't Help <sup>Bum</sup>  
it I HAVE A lot to LOVE Like you!  
I will NEVER Forget Anything or  
Anything WE went threw only  
WE could Do what WE Do YES it's  
HARD so it's life NO ONE SAID  
it's EASY it's pretty HARD at the  
End of the Day But WE could do  
it I LOVE you I LOVE you I LOVE you  
I LOVE you Baby with all my  
Heart with all my Big Heart

Sincerely

Kimberly Ann Schoepfer



I LOVE you So, So, much TRUE  
all I WANT to do is LOVE you MORE MORE  
EVERY DAY, until the Day ~~I~~

~~(DIE)~~ I Don't want nothing (I'll do it for you)  
But <sup>you</sup> Baby COME ON BABY  
Do the Penis just Penis  
just Penis Most (Es) penis it

(Brick it) Sorry Honey I got  
Distracted By YOU Know  
YOU I really LOVE you

VERY much PLEASE Don't  
LEAVE ME YOUR MY

HEART FOREVER I ♥ you  
I ♥ YOU Honey ? TO Death



I would  
die for  
you!

Love  
Baby

HE



## CREDITS





PAGES IN SEQUENCE  
ILYA SMIRNOV





## **SPECIAL THANKS**

**TO ANNA TETERKINA FOR CONCEPTUAL  
INPUT;**

**TO EMMA MCMILLAN FOR HER ASSIS-  
TANCE WITH FILMING AND SET DESIGN;**

**TO 63rd–77th STEPS FOR MAKING THIS  
PROJECT POSSIBLE;**

**TO FABIO SANTOCROCE FOR HIS NEVER-  
ENDING PATIENCE;**

**TO THE ALLEY HERSELF FOR  
EVERYTHING;**

**AND TO JON LUCAS FOR HIS GUIDANCE.**





*трисестры*  
*трисестры*  
*трисестры*

3 9 6 12









